




2008 Traffic Fatalities in Alcohol-Impaired-Driving Crashes* Wyoming

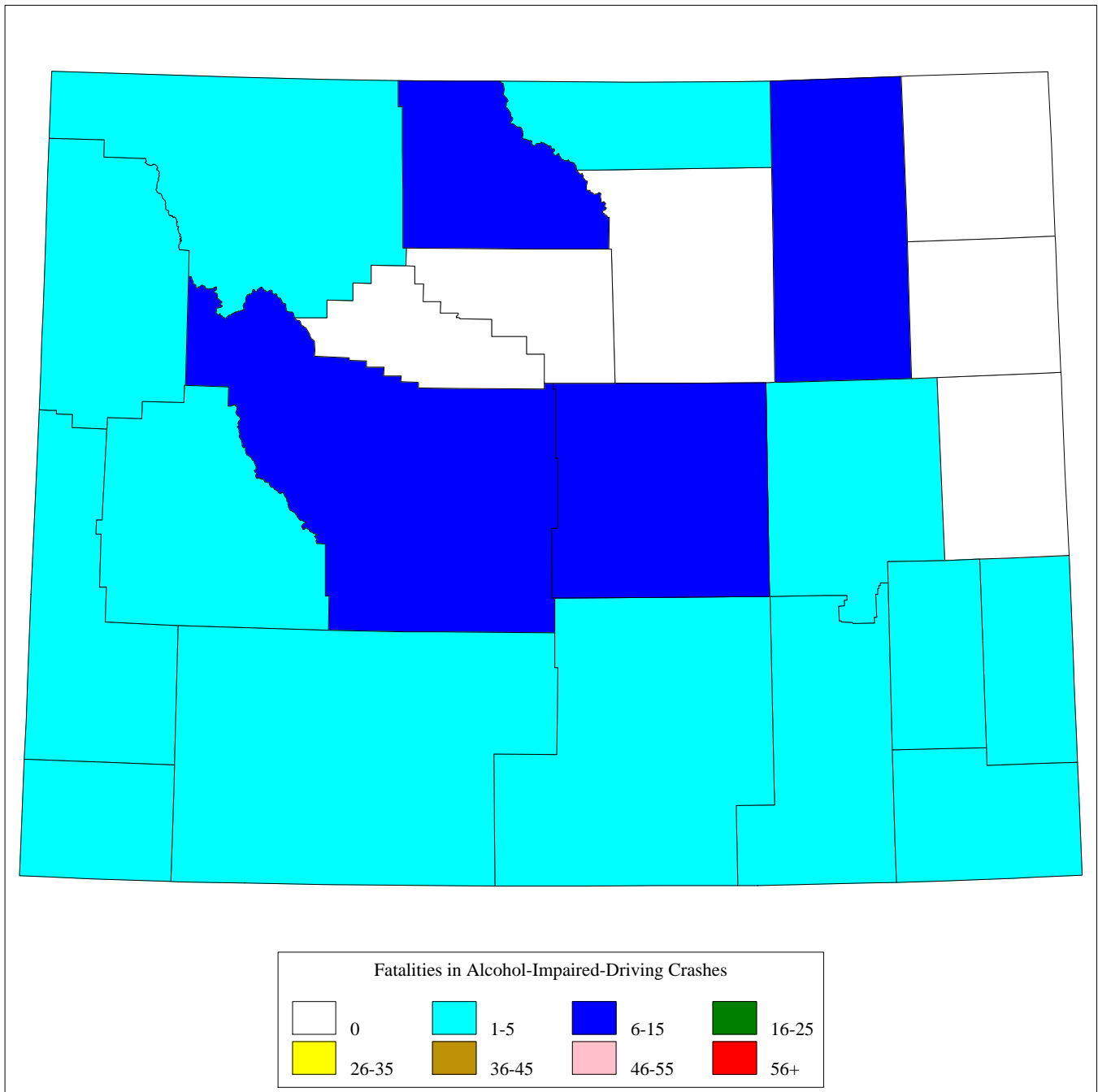


This Report Contains Data From the Following Sources:
Fatality Data - NCSA Fatality Analysis Reporting System (FARS) 2008 Annual Report File (ARF)
Population Data - U.S. Bureau of the Census

* Drivers are considered to be alcohol-impaired when their blood alcohol concentration (BAC) is .08 grams per deciliter (g/dL) or higher. Thus, any fatality occurring in a crash involving a driver with a BAC of .08 or higher is considered to be an alcohol-impaired-driving fatality. "Driver" refers to the operator of any motor vehicle, including a motorcycle.

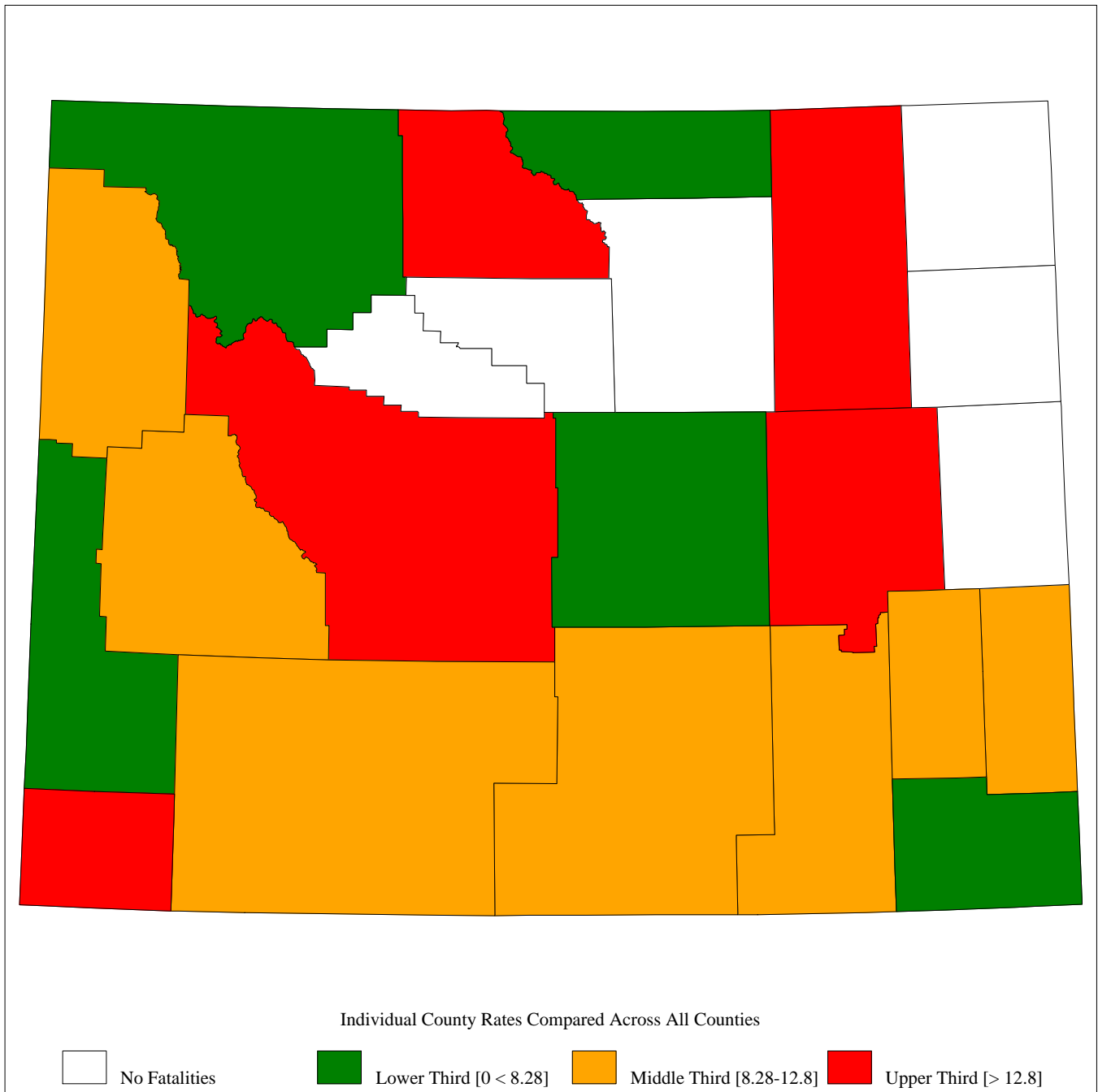


2008 Wyoming Traffic Fatalities in Alcohol-Impaired-Driving Crashes, by County
Total Fatalities in Alcohol-Impaired-Driving Crashes = 67





2008 Wyoming Traffic Fatalities in Alcohol-Impaired-Driving Crashes, by County, per 100,000 Population
as Compared to Rates for all Counties in Wyoming
State Rate = 12.58



2008 Wyoming Traffic Fatalities in Alcohol-Impaired-Driving Crashes, by County

* Alcohol-Impaired-Driving Fatalities are Estimates, thus the Sum of the Individual Counties May Not Equal the State Total Due to Rounding

** Weekday=6:00AM Monday thru 5:59PM Friday and Weekend=6:00PM Friday thru 5:59AM Monday

*** The Table Only Shows Counties With at Least 1 Fatality With a Known Time and Day-of-Week. All Other Fatalities Are Excluded

County	2008			
	Weekday**		Weekend**	
	6pm-Midnight	Midnight-6pm	6pm-Midnight	Midnight-6pm
Albany County	0	0	3	1
Big Horn County	1	5	1	1
Campbell County	3	1	2	1
Carbon County	1	0	0	1
Converse County	2	0	2	0
Fremont County	6	0	5	4
Goshen County	0	1	1	0
Laramie County	0	0	1	1
Lincoln County	0	0	1	0
Natrona County	0	1	3	2
Park County	1	0	1	0
Platte County	0	1	0	0
Sheridan County	0	2	0	0
Sublette County	0	0	0	1
Sweetwater County	1	1	1	2
Teton County	0	0	1	0
Uinta County	1	2	0	0
State Total*	17	14	22	15