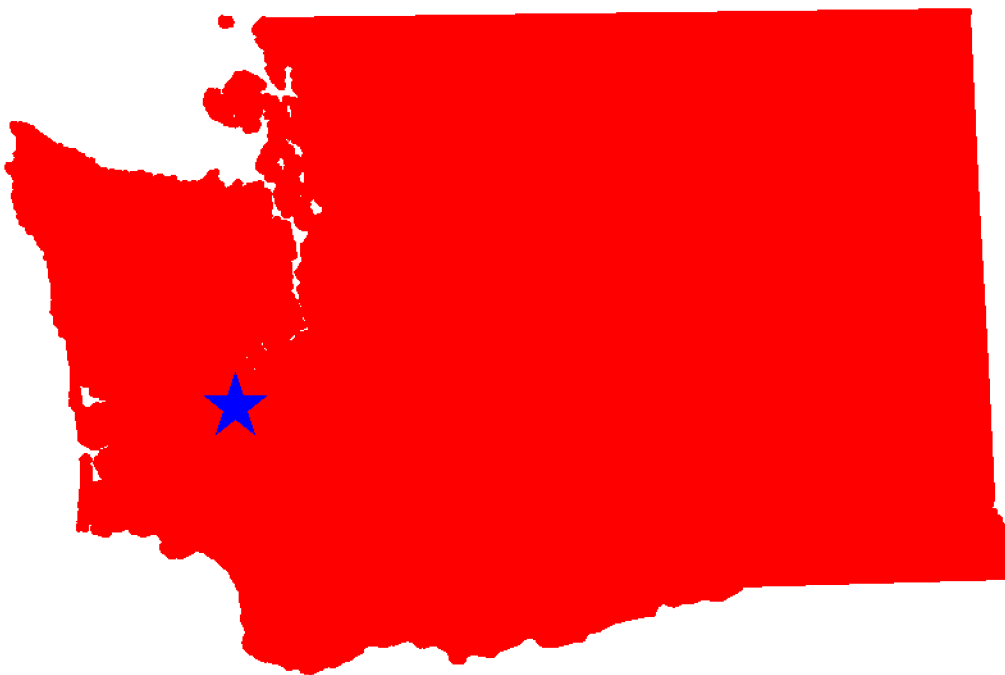




## 2008 Traffic Fatalities in Alcohol-Impaired-Driving Crashes\* Washington

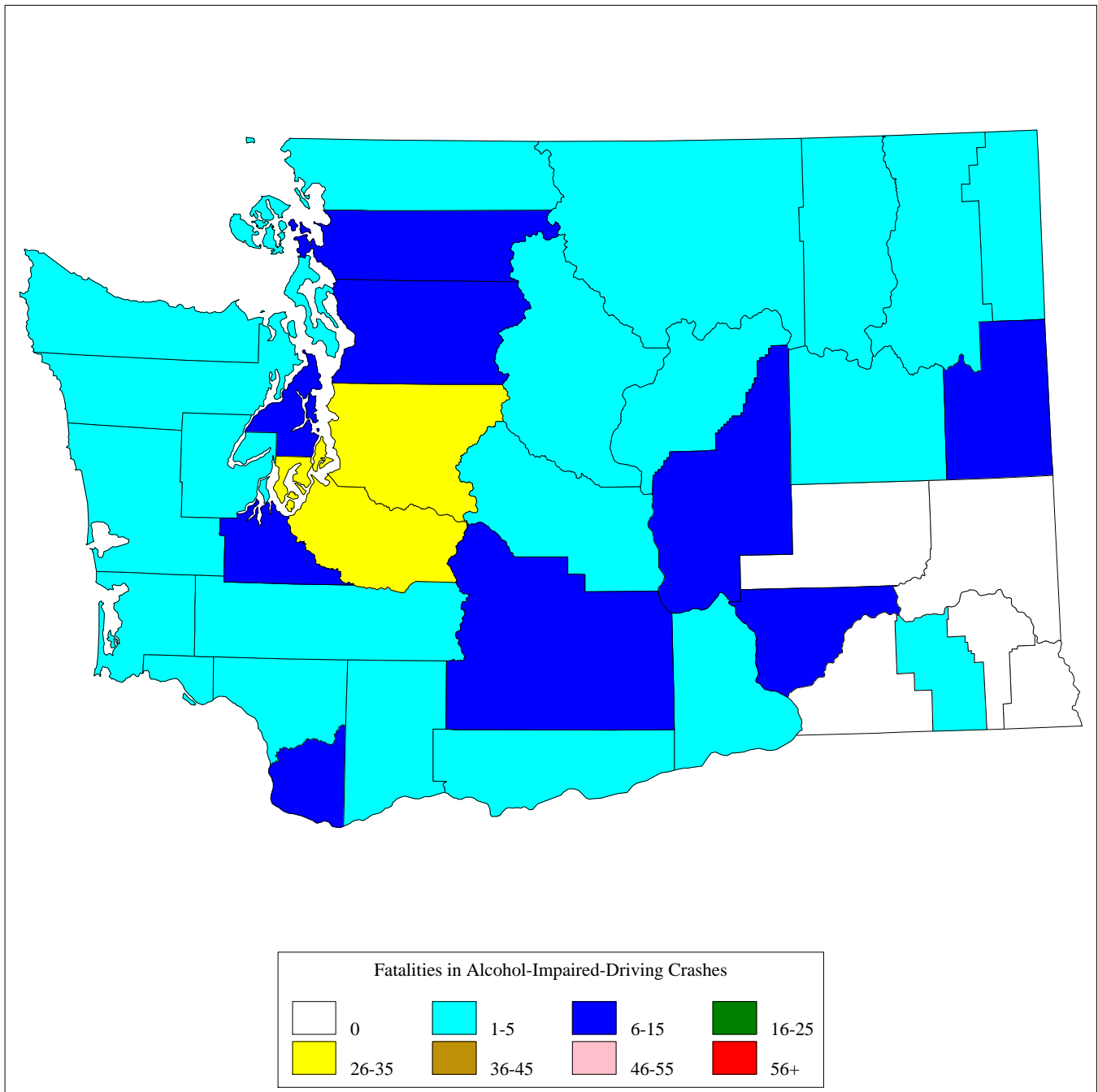


This Report Contains Data From the Following Sources:  
Fatality Data - NCSA Fatality Analysis Reporting System (FARS) 2008 Annual Report File (ARF)  
Population Data - U.S. Bureau of the Census

\* Drivers are considered to be alcohol-impaired when their blood alcohol concentration (BAC) is .08 grams per deciliter (g/dL) or higher. Thus, any fatality occurring in a crash involving a driver with a BAC of .08 or higher is considered to be an alcohol-impaired-driving fatality. "Driver" refers to the operator of any motor vehicle, including a motorcycle.



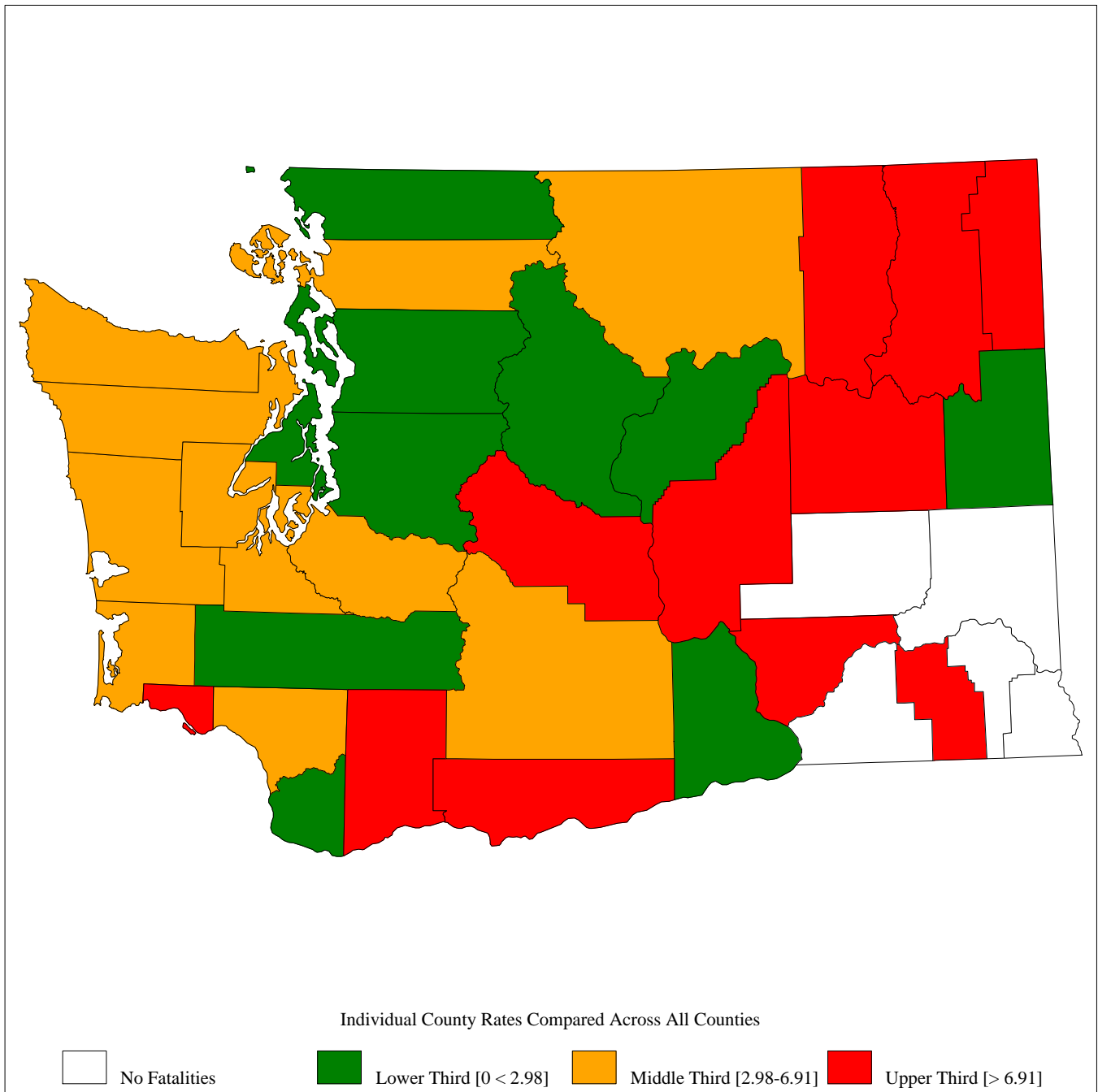
2008 Washington Traffic Fatalities in Alcohol-Impaired-Driving Crashes, by County  
Total Fatalities in Alcohol-Impaired-Driving Crashes = 182





2008 Washington Traffic Fatalities in Alcohol-Impaired-Driving Crashes, by County, per 100,000 Population as Compared to Rates for all Counties in Washington

State Rate = 2.78



## 2008 Washington Traffic Fatalities in Alcohol-Impaired-Driving Crashes, by County

\* Alcohol-Impaired-Driving Fatalities are Estimates, thus the Sum of the Individual Counties May Not Equal the State Total Due to Rounding

\*\* Weekday=6:00AM Monday thru 5:59PM Friday and Weekend=6:00PM Friday thru 5:59AM Monday

\*\*\* The Table Only Shows Counties With at Least 1 Fatality With a Known Time and Day-of-Week. All Other Fatalities Are Excluded

County	2008			
	Weekday**		Weekend**	
	6pm-Midnight	Midnight-6pm	6pm-Midnight	Midnight-6pm
Benton County	0	0	1	0
Chelan County	0	0	1	1
Clallam County	1	0	2	0
Clark County	2	0	1	3
Columbia County	0	0	0	1
Cowlitz County	3	0	1	0
Douglas County	0	0	1	0
Ferry County	0	0	1	0
Franklin County	1	3	5	1
Grant County	1	1	2	4
Grays Harbor County	1	2	0	0
Island County	0	1	0	0
Jefferson County	1	0	0	0
King County	12	5	10	6
Kitsap County	1	1	3	0
Kittitas County	0	1	2	0
Klickitat County	1	0	0	1
Lewis County	0	0	0	1
Lincoln County	0	0	1	2
Mason County	0	0	3	1
Okanogan County	0	2	0	0
Pacific County	0	0	0	1
Pend Oreille County	0	0	0	1
Pierce County	7	5	9	6
San Juan County	0	0	1	0
Skagit County	3	0	1	2
Skamania County	1	0	0	0
Snohomish County	2	5	4	4
Spokane County	2	0	3	2
Stevens County	1	0	1	1
Thurston County	1	2	7	0

(Continued)

## 2008 Washington Traffic Fatalities in Alcohol-Impaired-Driving Crashes, by County

\* Alcohol-Impaired-Driving Fatalities are Estimates, thus the Sum of the Individual Counties May Not Equal the State Total Due to Rounding

\*\* Weekday=6:00AM Monday thru 5:59PM Friday and Weekend=6:00PM Friday thru 5:59AM Monday

\*\*\* The Table Only Shows Counties With at Least 1 Fatality With a Known Time and Day-of-Week. All Other Fatalities Are Excluded

County	2008			
	Weekday**		Weekend**	
	6pm-Midnight	Midnight-6pm	6pm-Midnight	Midnight-6pm
<b>Wahkiakum County</b>	0	0	0	1
<b>Whatcom County</b>	0	1	2	2
<b>Yakima County</b>	2	0	2	3
<b>_State Total_*</b>	44	29	65	44