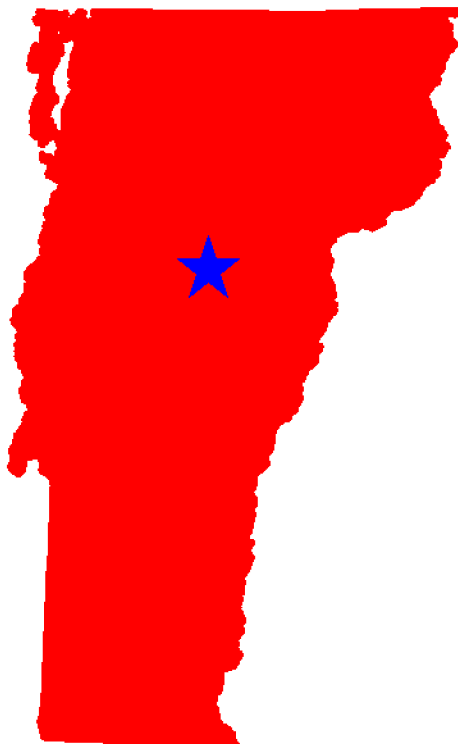




## 2008 Traffic Fatalities in Alcohol-Impaired-Driving Crashes\* Vermont

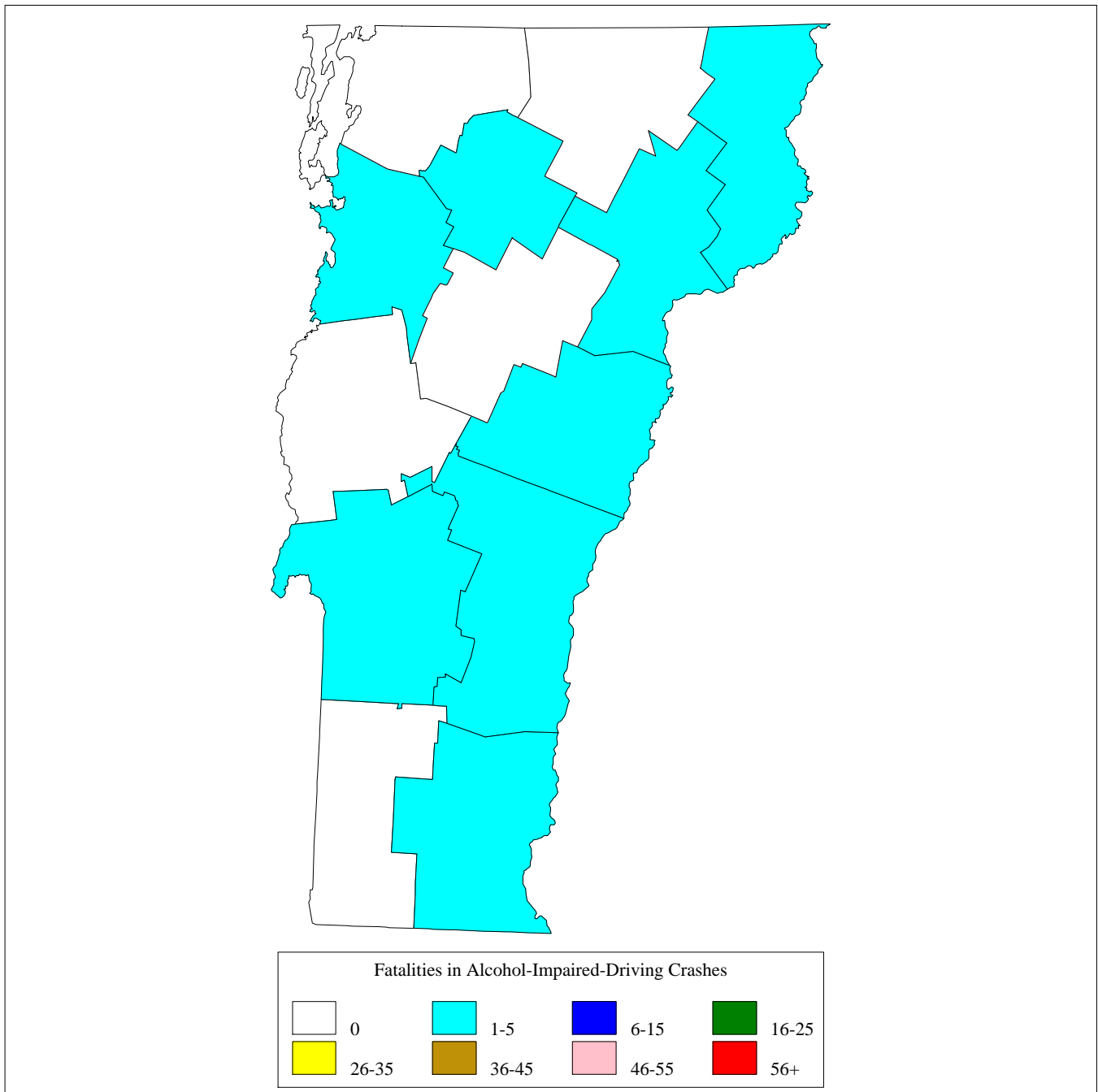


This Report Contains Data From the Following Sources:  
Fatality Data - NCSA Fatality Analysis Reporting System (FARS) 2008 Annual Report File (ARF)  
Population Data - U.S. Bureau of the Census

\* Drivers are considered to be alcohol-impaired when their blood alcohol concentration (BAC) is .08 grams per deciliter (g/dL) or higher. Thus, any fatality occurring in a crash involving a driver with a BAC of .08 or higher is considered to be an alcohol-impaired-driving fatality. "Driver" refers to the operator of any motor vehicle, including a motorcycle.



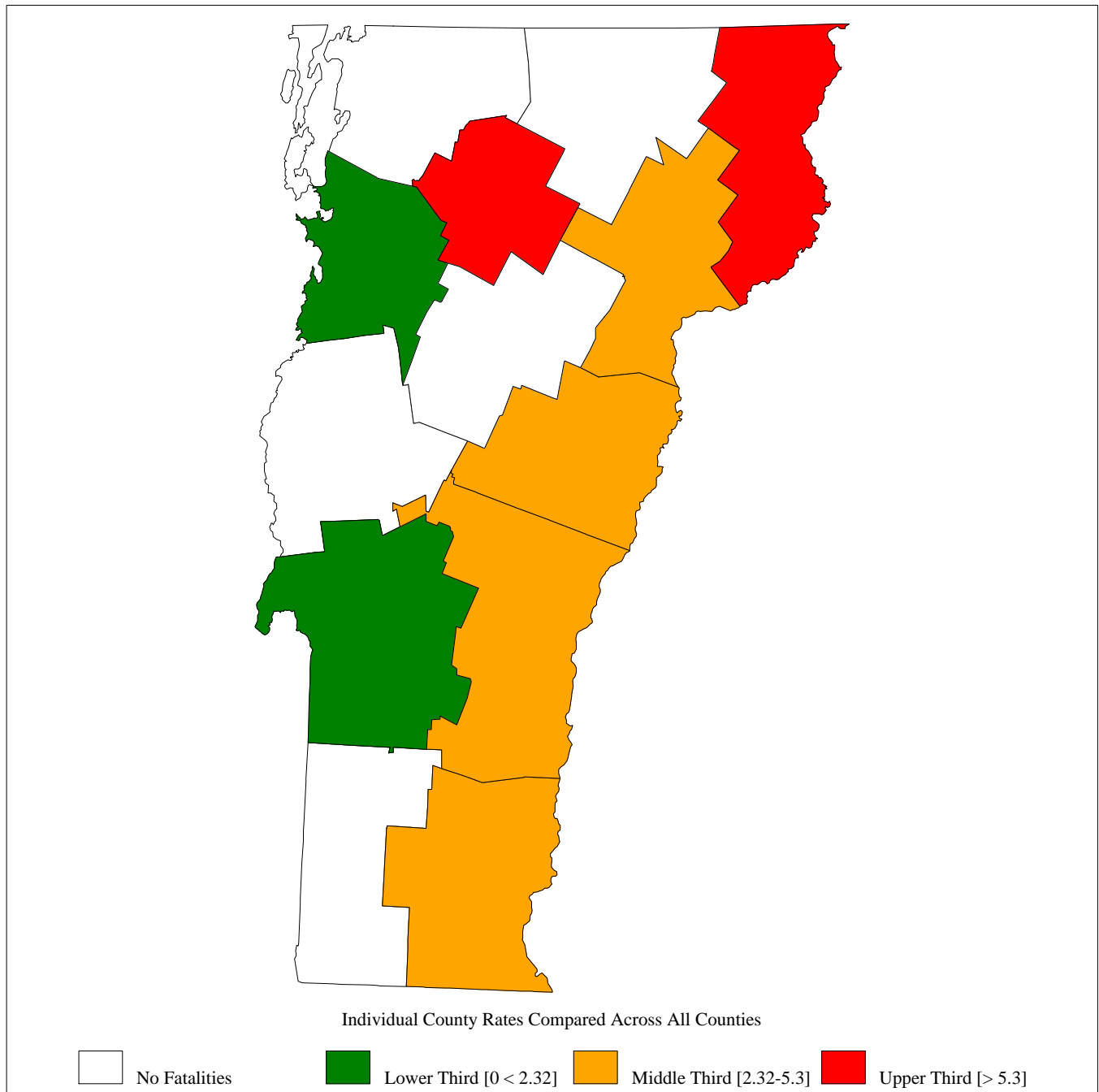
2008 Vermont Traffic Fatalities in Alcohol-Impaired-Driving Crashes, by County  
Total Fatalities in Alcohol-Impaired-Driving Crashes = 12





2008 Vermont Traffic Fatalities in Alcohol-Impaired-Driving Crashes, by County, per 100,000 Population as Compared to Rates for all Counties in Vermont

State Rate = 1.93



## 2008 Vermont Traffic Fatalities in Alcohol-Impaired-Driving Crashes, by County

\* Alcohol-Impaired-Driving Fatalities are Estimates, thus the Sum of the Individual Counties May Not Equal the State Total Due to Rounding

\*\* Weekday=6:00AM Monday thru 5:59PM Friday and Weekend=6:00PM Friday thru 5:59AM Monday

\*\*\* The Table Only Shows Counties With at Least 1 Fatality With a Known Time and Day-of-Week. All Other Fatalities Are Excluded

County	2008			
	Weekday**		Weekend**	
	6pm-Midnight	Midnight-6pm	6pm-Midnight	Midnight-6pm
<b>Caledonia County</b>	0	0	0	1
<b>Chittenden County</b>	0	0	1	0
<b>Essex County</b>	0	0	1	0
<b>Lamoille County</b>	0	0	2	0
<b>Orange County</b>	0	0	1	0
<b>Rutland County</b>	1	0	0	0
<b>Windham County</b>	1	0	0	0
<b>Windsor County</b>	1	0	1	1
<b>_State Total_*</b>	4	0	6	2