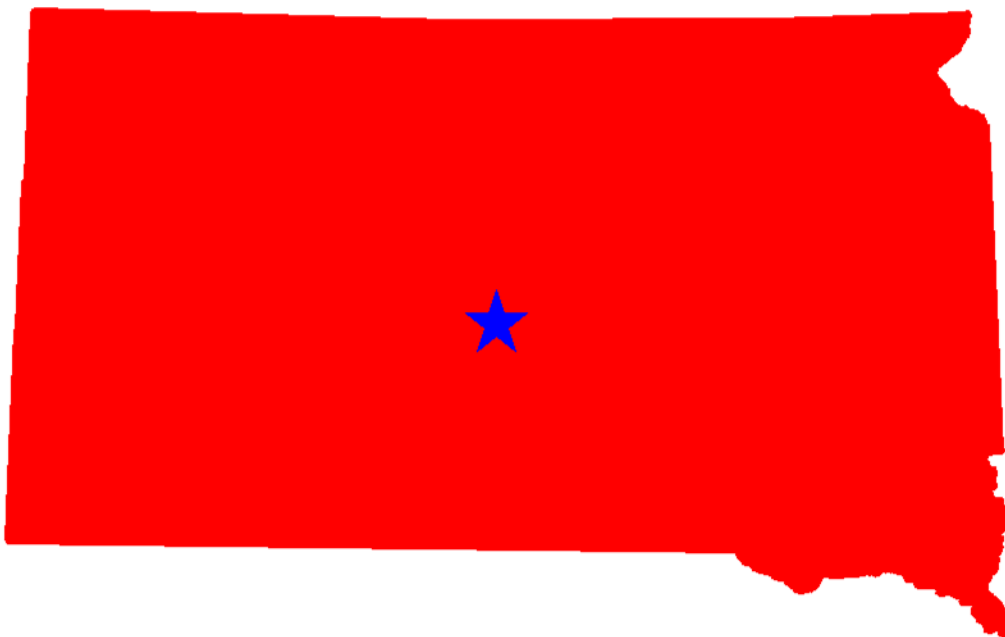




2007 Traffic Fatalities in Alcohol-Impaired-Driving Crashes* South Dakota

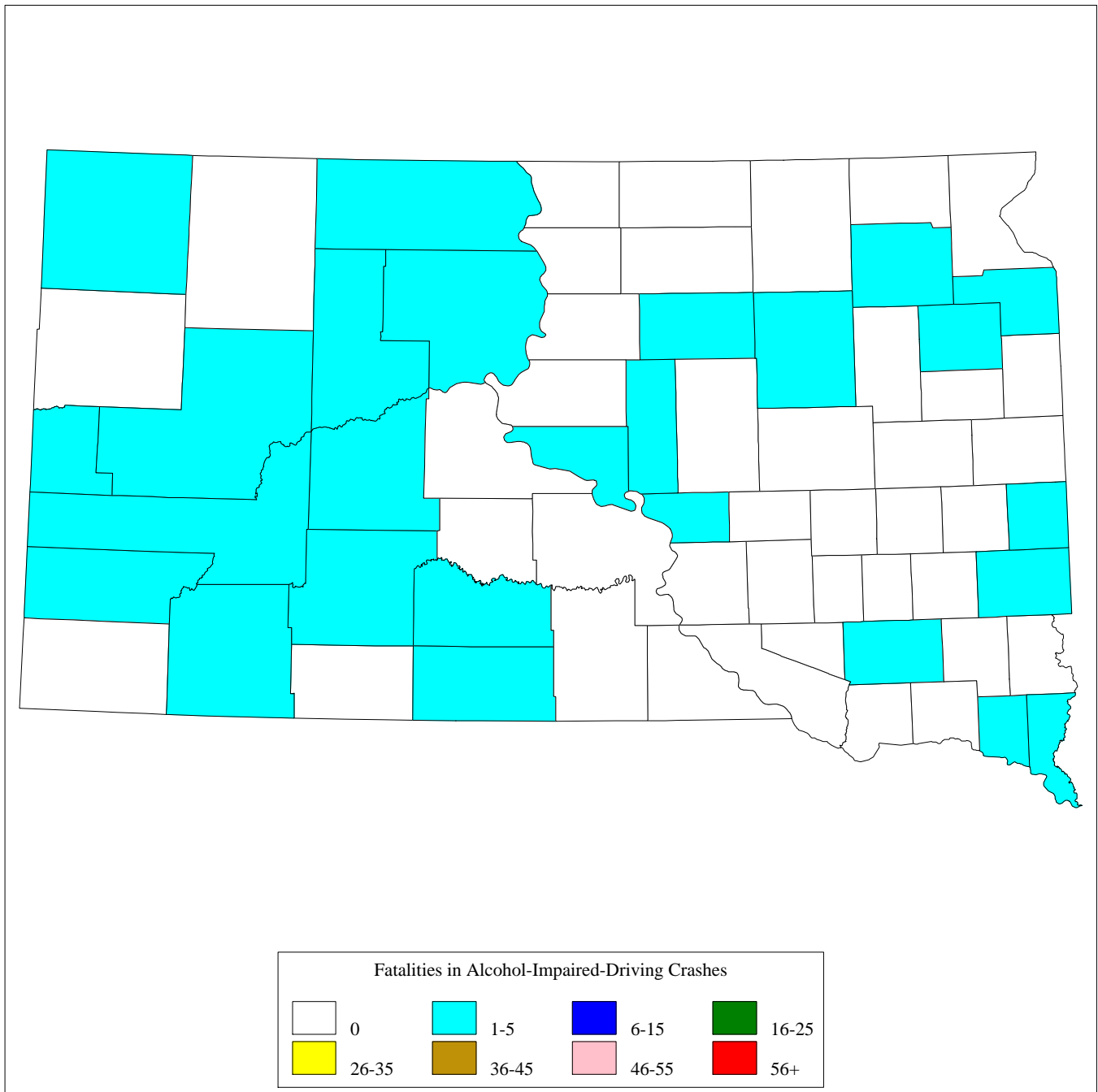


This Report Contains Data From the Following Sources:
Fatality Data - NCSA Fatality Analysis Reporting System (FARS) 2007 Annual Report File (ARF)
Population Data - U.S. Bureau of the Census

* Drivers are considered to be alcohol-impaired when their blood alcohol concentration (BAC) is .08 grams per deciliter (g/dL) or higher. Thus, any fatality occurring in a crash involving a driver with a BAC of .08 or higher is considered to be an alcohol-impaired-driving fatality. "Driver" refers to the operator of any motor vehicle, including a motorcycle

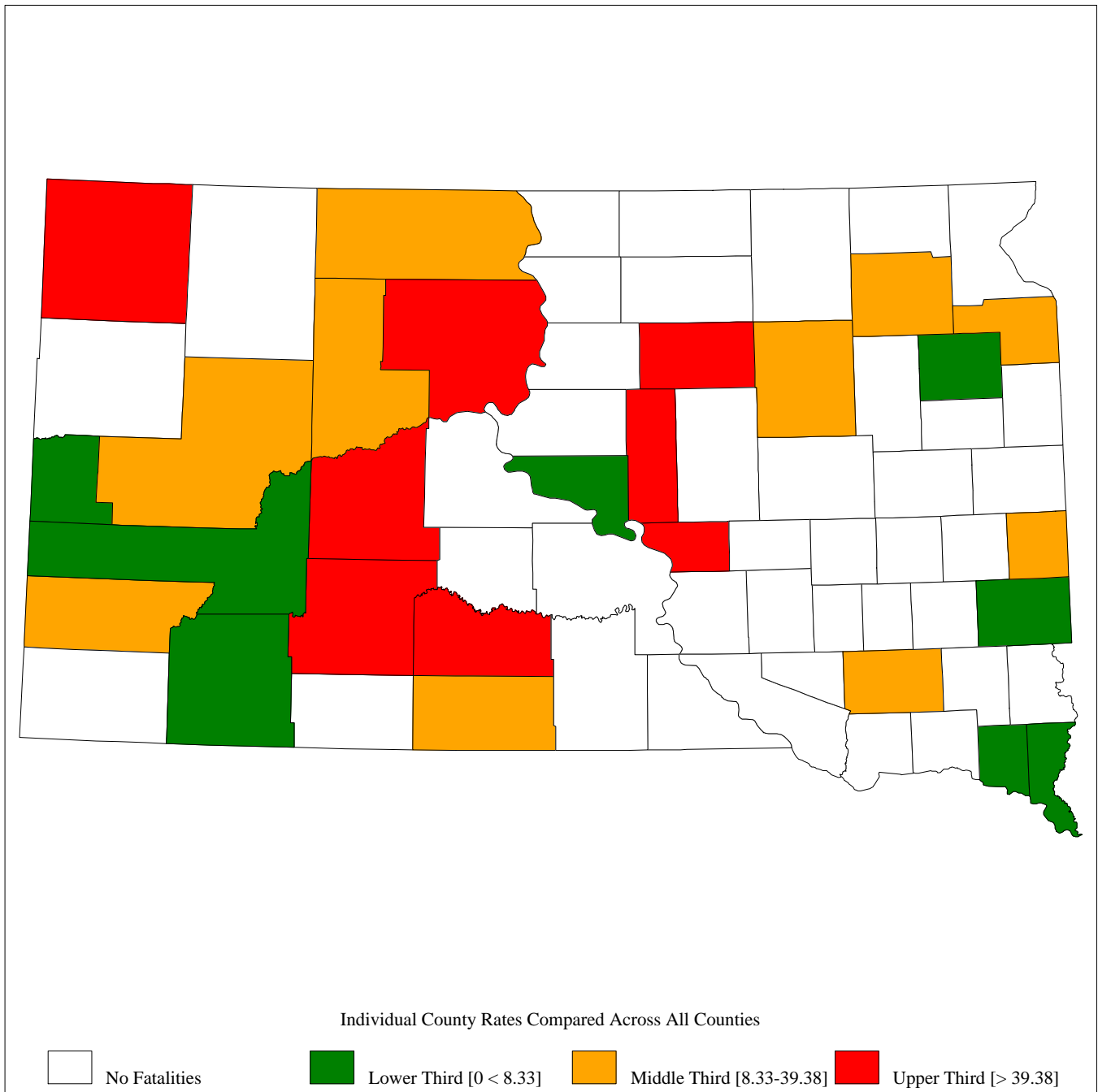


2007 South Dakota Traffic Fatalities in Alcohol-Impaired-Driving Crashes, by County
Total Fatalities in Alcohol-Impaired-Driving Crashes = 45





2007 South Dakota Traffic Fatalities in Alcohol-Impaired-Driving Crashes, by County, per 100,000 Population
as Compared to Rates for all Counties in South Dakota
State Rate = 5.65



2007 South Dakota Traffic Fatalities in Alcohol-Impaired-Driving Crashes, by County

* Alcohol-Impaired-Driving Fatalities are Estimates, thus the Sum of the Individual Counties May Not Equal the State Total Due to Rounding

** Weekday=6:00AM Monday thru 5:59PM Friday and Weekend=6:00PM Friday thru 5:59AM Monday

*** The Table Only Shows Counties With at Least 1 Fatality With a Known Time and Day-of-Week. All Other Fatalities Are Excluded

County	2007			
	Weekday**		Weekend**	
	6pm-Midnight	Midnight-6pm	6pm-Midnight	Midnight-6pm
Buffalo County	3	1	0	0
Clay County	0	0	1	0
Codington County	2	0	0	0
Corson County	1	0	0	0
Custer County	0	0	0	1
Day County	0	1	0	0
Dewey County	0	0	3	0
Faulk County	1	0	0	0
Grant County	0	0	0	1
Haakon County	0	0	1	0
Hughes County	0	0	0	1
Hutchinson County	0	0	1	1
Hyde County	1	0	0	0
Jackson County	1	0	0	1
Lawrence County	1	0	0	0
Meade County	1	1	0	0
Mellette County	0	0	1	0
Minnehaha County	3	0	1	0
Moody County	0	1	0	0
Pennington County	1	0	2	1
Shannon County	0	0	0	1
Spink County	0	0	0	1
Todd County	2	0	1	1
Union County	0	1	0	0
Ziebach County	0	0	1	0
State Total*	17	5	12	9