




## 2008 Traffic Fatalities in Alcohol-Impaired-Driving Crashes\* Pennsylvania

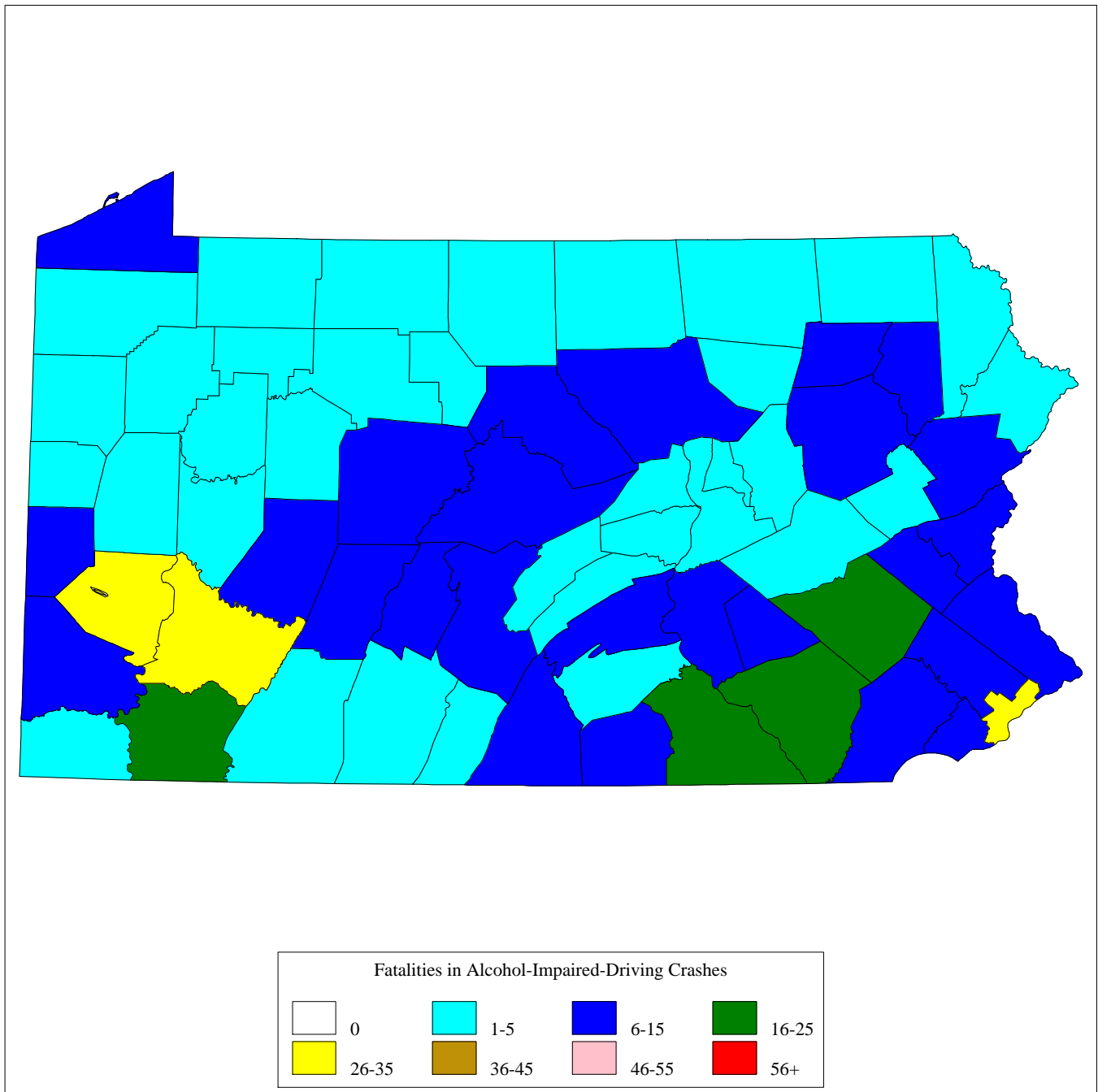


This Report Contains Data From the Following Sources:  
Fatality Data - NCSA Fatality Analysis Reporting System (FARS) 2008 Annual Report File (ARF)  
Population Data - U.S. Bureau of the Census

\* Drivers are considered to be alcohol-impaired when their blood alcohol concentration (BAC) is .08 grams per deciliter (g/dL) or higher. Thus, any fatality occurring in a crash involving a driver with a BAC of .08 or higher is considered to be an alcohol-impaired-driving fatality. "Driver" refers to the operator of any motor vehicle, including a motorcycle.



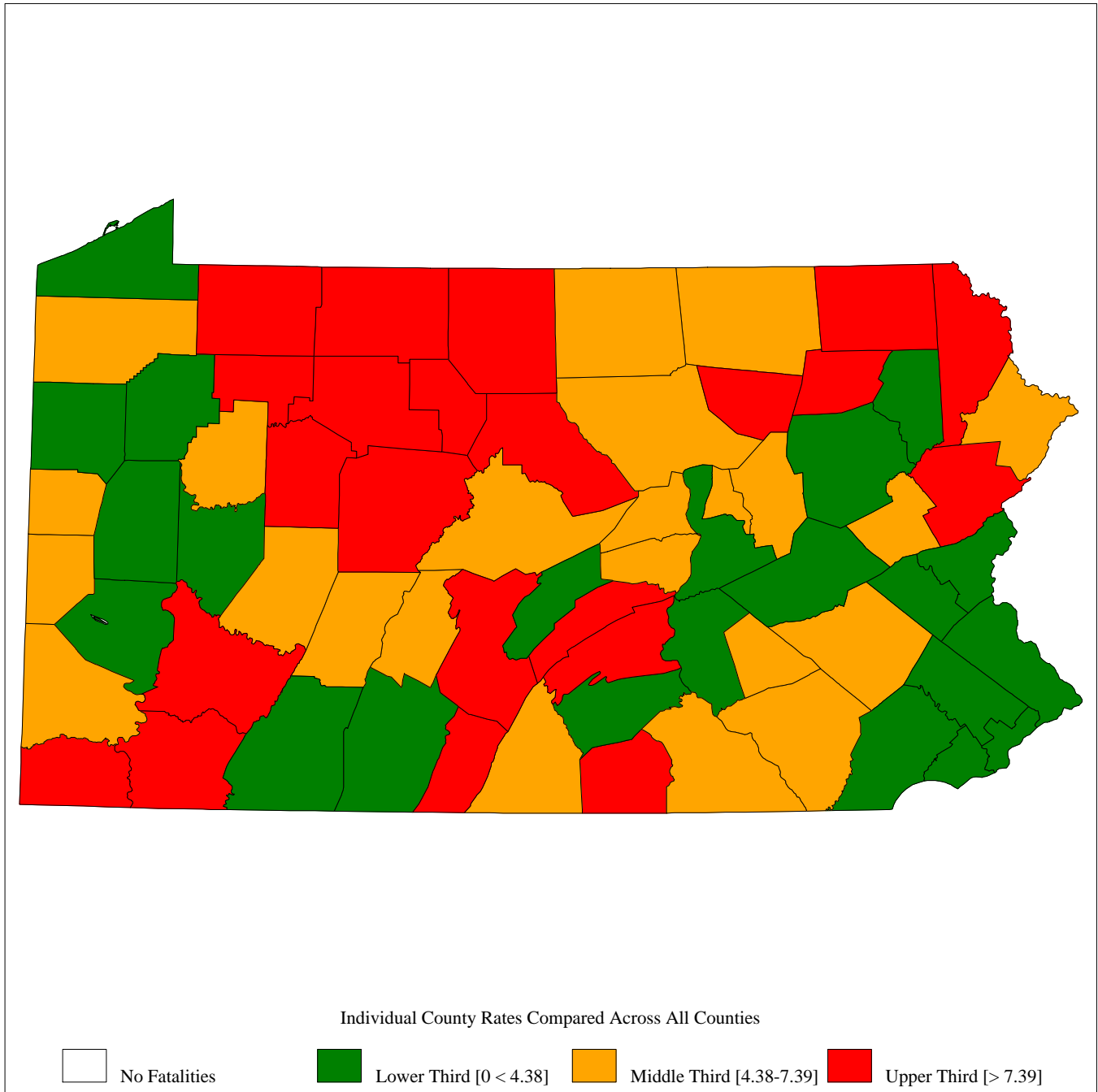
2008 Pennsylvania Traffic Fatalities in Alcohol-Impaired-Driving Crashes, by County  
Total Fatalities in Alcohol-Impaired-Driving Crashes = 496





2008 Pennsylvania Traffic Fatalities in Alcohol-Impaired-Driving Crashes, by County, per 100,000 Population as Compared to Rates for all Counties in Pennsylvania

State Rate = 3.98



## 2008 Pennsylvania Traffic Fatalities in Alcohol-Impaired-Driving Crashes, by County

\* Alcohol-Impaired-Driving Fatalities are Estimates, thus the Sum of the Individual Counties May Not Equal the State Total Due to Rounding

\*\* Weekday=6:00AM Monday thru 5:59PM Friday and Weekend=6:00PM Friday thru 5:59AM Monday

\*\*\* The Table Only Shows Counties With at Least 1 Fatality With a Known Time and Day-of-Week. All Other Fatalities Are Excluded

County	2008			
	Weekday**		Weekend**	
	6pm-Midnight	Midnight-6pm	6pm-Midnight	Midnight-6pm
Adams County	0	0	4	3
Allegheny County	4	2	13	7
Armstrong County	0	1	0	1
Beaver County	2	3	3	1
Bedford County	0	1	1	0
Berks County	5	5	6	3
Blair County	0	1	3	2
Bradford County	0	0	1	3
Bucks County	5	4	4	2
Butler County	1	0	2	1
Cambria County	0	2	6	1
Cameron County	0	0	0	1
Carbon County	2	0	1	1
Centre County	2	2	2	1
Chester County	2	4	6	2
Clarion County	1	1	0	0
Clearfield County	2	0	5	4
Clinton County	3	0	1	3
Columbia County	1	0	0	2
Crawford County	3	0	1	0
Cumberland County	2	1	2	0
Dauphin County	2	2	3	2
Delaware County	2	2	3	0
Elk County	1	0	2	0
Erie County	0	2	4	4
Fayette County	3	4	4	4
Forest County	0	0	1	0
Franklin County	4	0	2	2
Fulton County	0	0	2	0
Greene County	1	0	2	0
Huntingdon County	1	1	3	1

(Continued)

## 2008 Pennsylvania Traffic Fatalities in Alcohol-Impaired-Driving Crashes, by County

\* Alcohol-Impaired-Driving Fatalities are Estimates, thus the Sum of the Individual Counties May Not Equal the State Total Due to Rounding

\*\* Weekday=6:00AM Monday thru 5:59PM Friday and Weekend=6:00PM Friday thru 5:59AM Monday

\*\*\* The Table Only Shows Counties With at Least 1 Fatality With a Known Time and Day-of-Week. All Other Fatalities Are Excluded

County	2008			
	Weekday**		Weekend**	
	6pm-Midnight	Midnight-6pm	6pm-Midnight	Midnight-6pm
Indiana County	2	0	1	3
Jefferson County	0	0	0	4
Juniata County	1	0	2	0
Lackawanna County	1	1	5	0
Lancaster County	7	6	8	1
Lawrence County	2	2	0	1
Lebanon County	2	1	3	2
Lehigh County	2	1	8	3
Luzerne County	4	2	1	0
Lycoming County	0	2	1	3
Mc Kean County	0	1	1	3
Mercer County	1	2	1	1
Mifflin County	0	0	0	1
Monroe County	5	3	1	5
Montgomery County	4	2	4	4
Montour County	1	0	0	0
Northampton County	3	3	0	2
Northumberland County	3	0	0	0
Perry County	2	1	2	2
Philadelphia County	5	3	14	3
Pike County	0	1	3	0
Potter County	1	0	1	0
Schuylkill County	2	0	1	2
Snyder County	0	1	1	0
Somerset County	0	0	3	0
Sullivan County	0	0	1	0
Susquehanna County	0	0	0	4
Tioga County	0	1	2	0
Union County	0	1	1	0
Venango County	0	0	1	0
Warren County	1	2	1	0

(Continued)

## 2008 Pennsylvania Traffic Fatalities in Alcohol-Impaired-Driving Crashes, by County

\* Alcohol-Impaired-Driving Fatalities are Estimates, thus the Sum of the Individual Counties May Not Equal the State Total Due to Rounding

\*\* Weekday=6:00AM Monday thru 5:59PM Friday and Weekend=6:00PM Friday thru 5:59AM Monday

\*\*\* The Table Only Shows Counties With at Least 1 Fatality With a Known Time and Day-of-Week. All Other Fatalities Are Excluded

County	2008			
	Weekday**		Weekend**	
	6pm-Midnight	Midnight-6pm	6pm-Midnight	Midnight-6pm
Washington County	2	4	4	0
Wayne County	0	2	2	2
Westmoreland County	8	6	12	3
Wyoming County	3	0	2	1
York County	9	2	8	2
<b>_State Total_*</b>	122	86	182	102