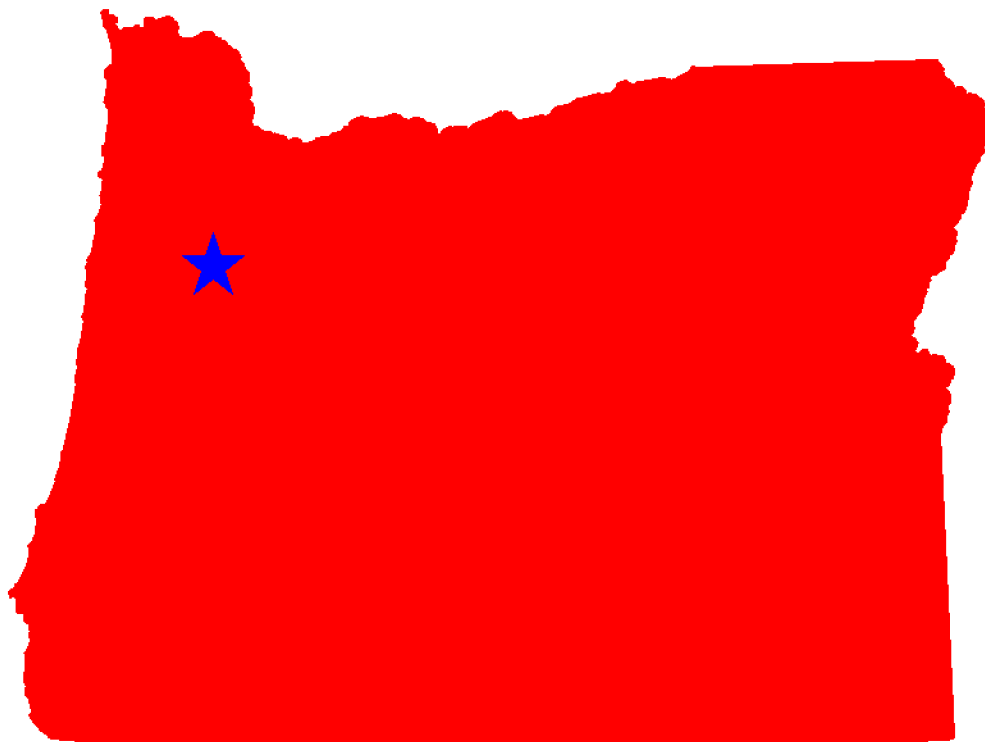




2008 Traffic Fatalities in Alcohol-Impaired-Driving Crashes* Oregon

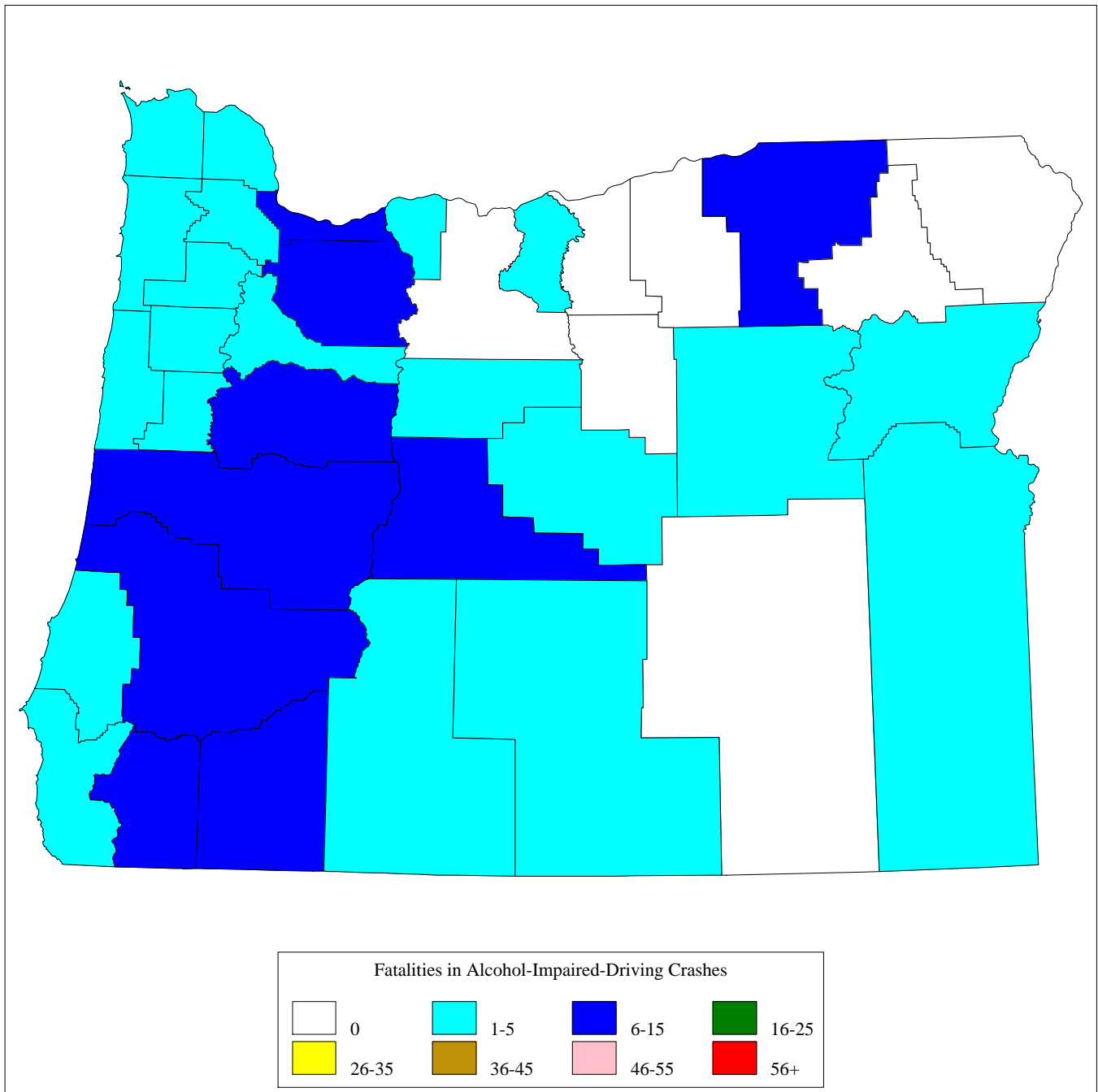


This Report Contains Data From the Following Sources:
Fatality Data - NCSA Fatality Analysis Reporting System (FARS) 2008 Annual Report File (ARF)
Population Data - U.S. Bureau of the Census

* Drivers are considered to be alcohol-impaired when their blood alcohol concentration (BAC) is .08 grams per deciliter (g/dL) or higher. Thus, any fatality occurring in a crash involving a driver with a BAC of .08 or higher is considered to be an alcohol-impaired-driving fatality. "Driver" refers to the operator of any motor vehicle, including a motorcycle.

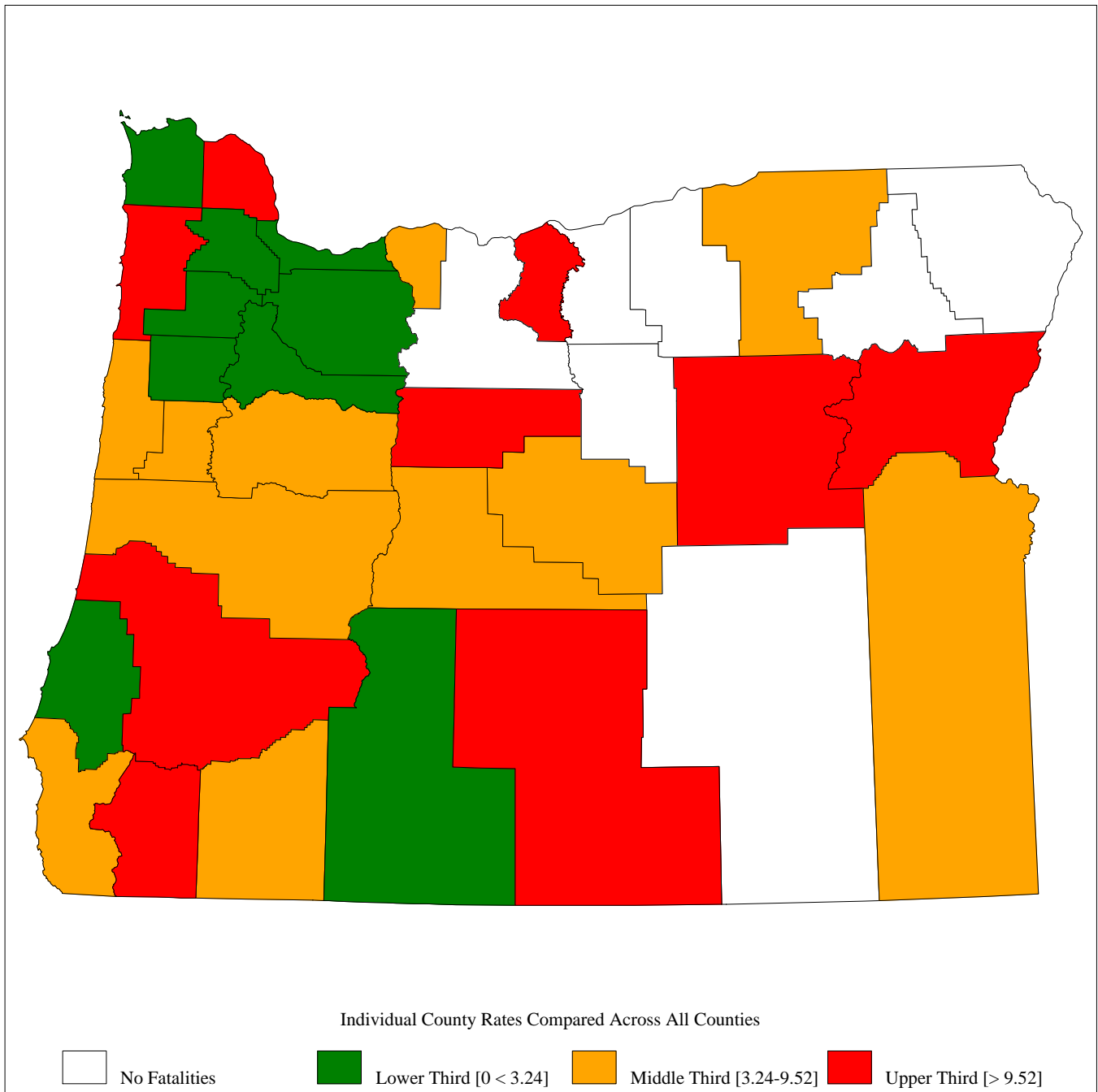


2008 Oregon Traffic Fatalities in Alcohol-Impaired-Driving Crashes, by County
Total Fatalities in Alcohol-Impaired-Driving Crashes = 136





2008 Oregon Traffic Fatalities in Alcohol-Impaired-Driving Crashes, by County, per 100,000 Population as Compared to Rates for all Counties in Oregon
State Rate = 3.59



2008 Oregon Traffic Fatalities in Alcohol-Impaired-Driving Crashes, by County

* Alcohol-Impaired-Driving Fatalities are Estimates, thus the Sum of the Individual Counties May Not Equal the State Total Due to Rounding

** Weekday=6:00AM Monday thru 5:59PM Friday and Weekend=6:00PM Friday thru 5:59AM Monday

*** The Table Only Shows Counties With at Least 1 Fatality With a Known Time and Day-of-Week. All Other Fatalities Are Excluded

County	2008			
	Weekday**		Weekend**	
	6pm-Midnight	Midnight-6pm	6pm-Midnight	Midnight-6pm
Baker County	0	0	2	1
Benton County	1	0	1	0
Clackamas County	2	0	2	4
Clatsop County	0	1	0	0
Columbia County	1	0	3	1
Coos County	0	0	1	1
Crook County	0	0	0	1
Curry County	1	1	0	0
Deschutes County	1	1	1	2
Douglas County	1	2	3	4
Grant County	0	0	1	1
Hood River County	0	0	0	1
Jackson County	0	2	2	2
Jefferson County	1	0	1	0
Josephine County	9	0	0	4
Klamath County	1	0	0	1
Lake County	0	0	1	1
Lane County	4	3	3	3
Lincoln County	2	0	0	1
Linn County	1	4	0	2
Malheur County	0	1	0	0
Marion County	2	1	0	1
Multnomah County	0	1	3	5
Polk County	0	0	0	1
Sherman County	0	0	0	2
Tillamook County	1	0	3	0
Umatilla County	0	0	5	2
Washington County	2	1	1	0
Yamhill County	0	0	2	0
State Total*	30	18	35	40