




2007 Traffic Fatalities in Alcohol-Impaired-Driving Crashes* New Mexico

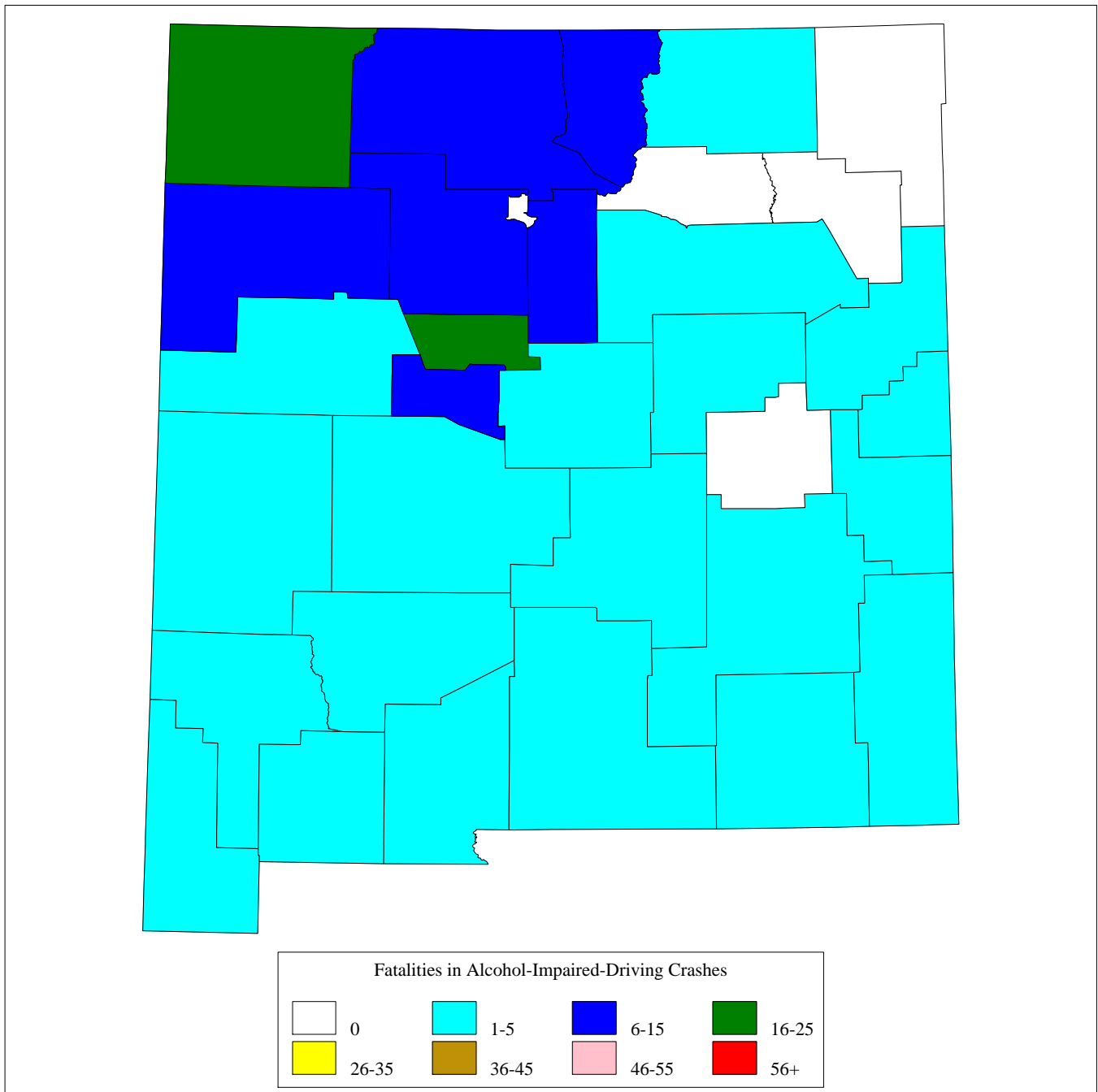


This Report Contains Data From the Following Sources:
Fatality Data - NCSA Fatality Analysis Reporting System (FARS) 2007 Annual Report File (ARF)
Population Data - U.S. Bureau of the Census

* Drivers are considered to be alcohol-impaired when their blood alcohol concentration (BAC) is .08 grams per deciliter (g/dL) or higher. Thus, any fatality occurring in a crash involving a driver with a BAC of .08 or higher is considered to be an alcohol-impaired-driving fatality. "Driver" refers to the operator of any motor vehicle, including a motorcycle



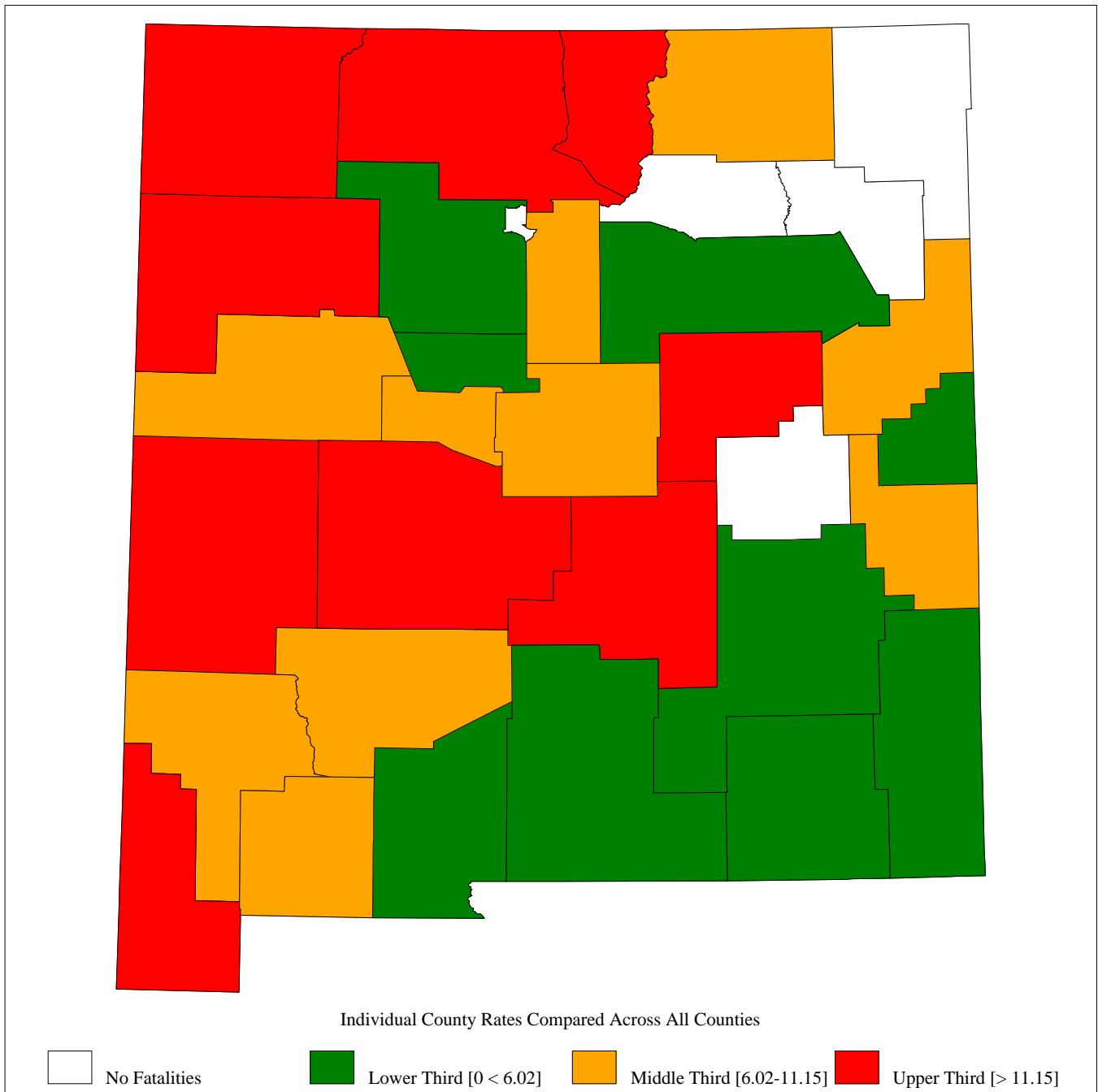
2007 New Mexico Traffic Fatalities in Alcohol-Impaired-Driving Crashes, by County
Total Fatalities in Alcohol-Impaired-Driving Crashes = 133





2007 New Mexico Traffic Fatalities in Alcohol-Impaired-Driving Crashes, by County, per 100,000 Population as Compared to Rates for all Counties in New Mexico

State Rate = 6.75



2007 New Mexico Traffic Fatalities in Alcohol-Impaired-Driving Crashes, by County

* Alcohol-Impaired-Driving Fatalities are Estimates, thus the Sum of the Individual Counties May Not Equal the State Total Due to Rounding

** Weekday=6:00AM Monday thru 5:59PM Friday and Weekend=6:00PM Friday thru 5:59AM Monday

*** The Table Only Shows Counties With at Least 1 Fatality With a Known Time and Day-of-Week. All Other Fatalities Are Excluded

County	2007			
	Weekday**		Weekend**	
	6pm-Midnight	Midnight-6pm	6pm-Midnight	Midnight-6pm
Bernalillo County	3	3	7	5
Catron County	0	0	1	0
Chaves County	2	1	0	0
Cibola County	0	1	1	1
Colfax County	1	0	0	0
Curry County	1	0	1	0
Dona Ana County	2	0	1	2
Eddy County	0	0	0	1
Grant County	2	1	0	0
Guadalupe County	1	1	1	0
Hidalgo County	0	1	0	0
Lea County	0	1	2	0
Lincoln County	2	1	0	0
Luna County	0	2	0	1
McKinley County	3	4	2	2
Otero County	0	0	3	0
Quay County	0	0	1	0
Rio Arriba County	7	0	5	1
Roosevelt County	1	0	1	0
San Juan County	5	7	4	3
San Miguel County	0	0	0	1
Sandoval County	3	2	1	0
Santa Fe County	2	3	3	2
Sierra County	1	0	0	0
Socorro County	1	2	2	0
Taos County	0	3	1	2
Torrance County	0	0	0	1
Valencia County	3	1	0	2
State Total*	41	34	36	22