




2008 Traffic Fatalities in Alcohol-Impaired-Driving Crashes* North Dakota

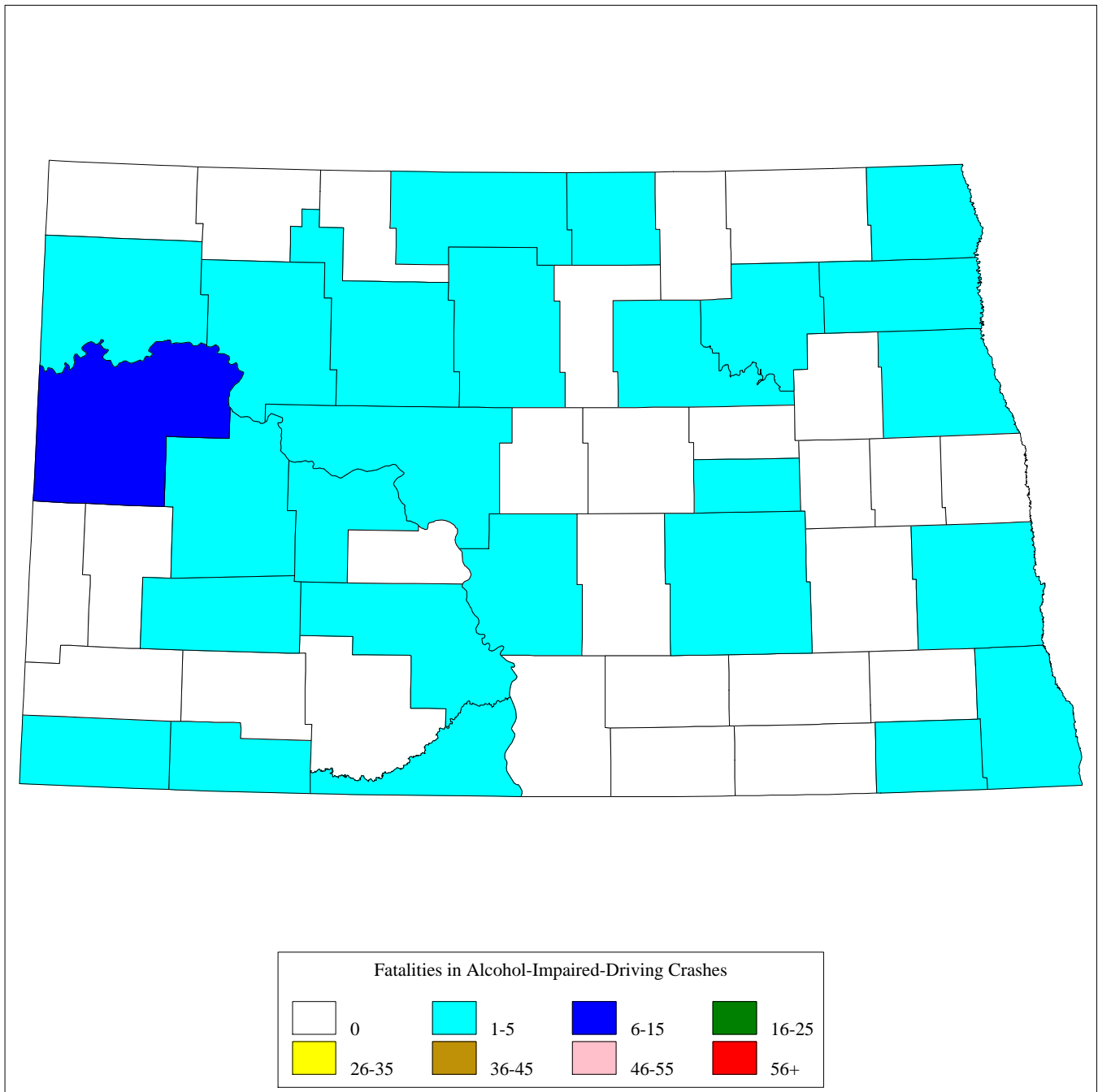


This Report Contains Data From the Following Sources:
Fatality Data - NCSA Fatality Analysis Reporting System (FARS) 2008 Annual Report File (ARF)
Population Data - U.S. Bureau of the Census

* Drivers are considered to be alcohol-impaired when their blood alcohol concentration (BAC) is .08 grams per deciliter (g/dL) or higher. Thus, any fatality occurring in a crash involving a driver with a BAC of .08 or higher is considered to be an alcohol-impaired-driving fatality. "Driver" refers to the operator of any motor vehicle, including a motorcycle.



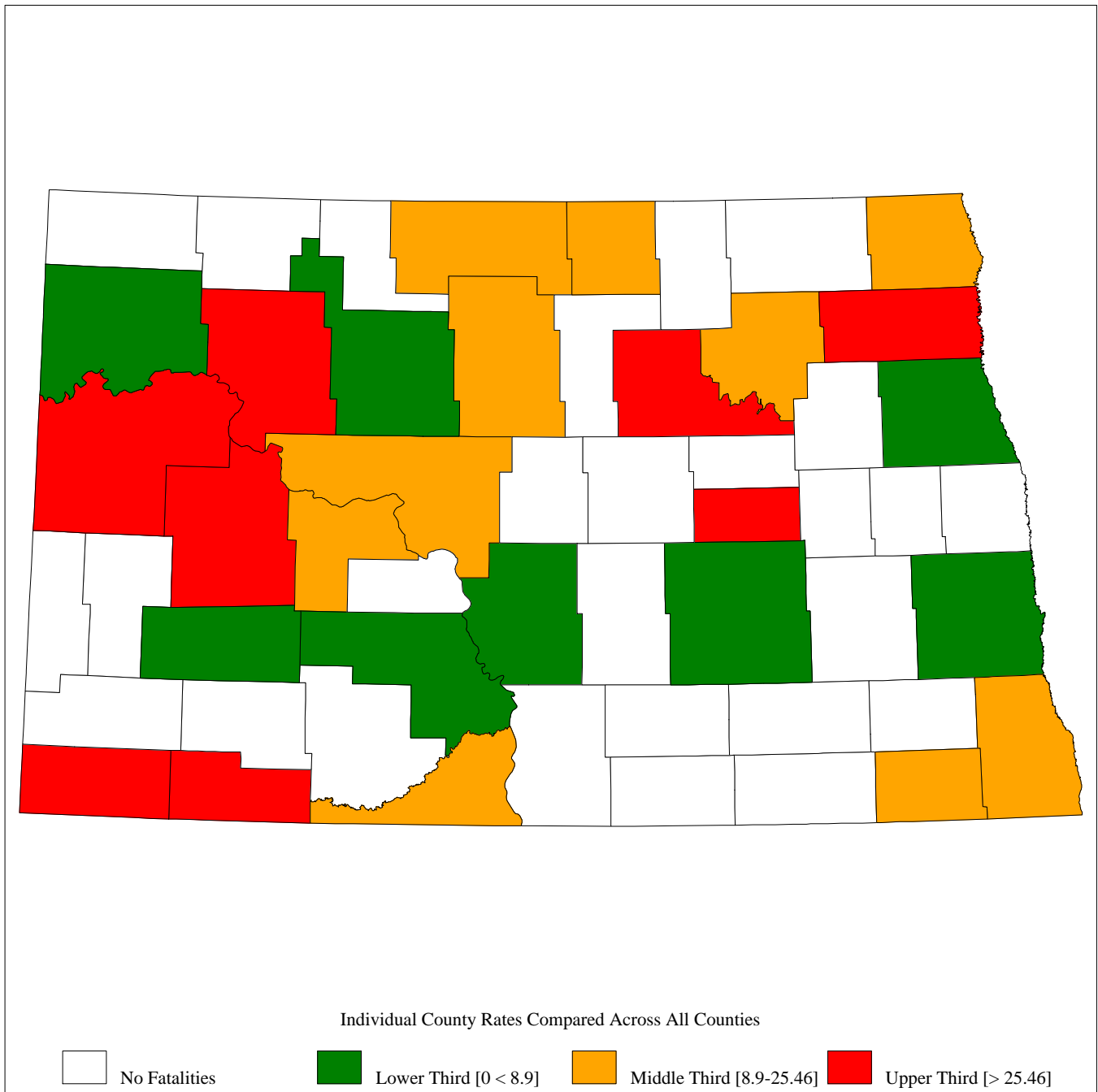
2008 North Dakota Traffic Fatalities in Alcohol-Impaired-Driving Crashes, by County
Total Fatalities in Alcohol-Impaired-Driving Crashes = 47





2008 North Dakota Traffic Fatalities in Alcohol-Impaired-Driving Crashes, by County, per 100,000 Population as Compared to Rates for all Counties in North Dakota

State Rate = 7.33



2008 North Dakota Traffic Fatalities in Alcohol-Impaired-Driving Crashes, by County

* Alcohol-Impaired-Driving Fatalities are Estimates, thus the Sum of the Individual Counties May Not Equal the State Total Due to Rounding

** Weekday=6:00AM Monday thru 5:59PM Friday and Weekend=6:00PM Friday thru 5:59AM Monday

*** The Table Only Shows Counties With at Least 1 Fatality With a Known Time and Day-of-Week. All Other Fatalities Are Excluded

| County | 2008 | | | |
|-----------------------|--------------|--------------|--------------|--------------|
| | Weekday** | | Weekend** | |
| | 6pm-Midnight | Midnight-6pm | 6pm-Midnight | Midnight-6pm |
| Adams County | 1 | 0 | 0 | 0 |
| Benson County | 0 | 0 | 0 | 2 |
| Bottineau County | 0 | 0 | 0 | 1 |
| Bowman County | 0 | 0 | 1 | 0 |
| Burleigh County | 1 | 0 | 2 | 1 |
| Cass County | 0 | 1 | 0 | 0 |
| Dunn County | 0 | 0 | 3 | 0 |
| Foster County | 0 | 0 | 1 | 0 |
| Grand Forks County | 1 | 0 | 1 | 0 |
| Mchenry County | 0 | 0 | 0 | 1 |
| Mckenzie County | 3 | 2 | 1 | 0 |
| Mclean County | 0 | 1 | 0 | 0 |
| Mercer County | 1 | 0 | 1 | 0 |
| Morton County | 0 | 0 | 1 | 0 |
| Mountrail County | 0 | 0 | 2 | 0 |
| Pembina County | 0 | 0 | 1 | 0 |
| Ramsey County | 1 | 0 | 0 | 0 |
| Richland County | 1 | 0 | 0 | 1 |
| Rolette County | 0 | 0 | 2 | 1 |
| Sargent County | 0 | 1 | 0 | 0 |
| Sioux County | 0 | 0 | 0 | 1 |
| Stark County | 0 | 0 | 1 | 0 |
| Stutsman County | 1 | 0 | 0 | 0 |
| Walsh County | 0 | 1 | 1 | 1 |
| Ward County | 0 | 1 | 2 | 0 |
| Williams County | 0 | 0 | 0 | 1 |
| _State Total_* | 11 | 7 | 20 | 10 |