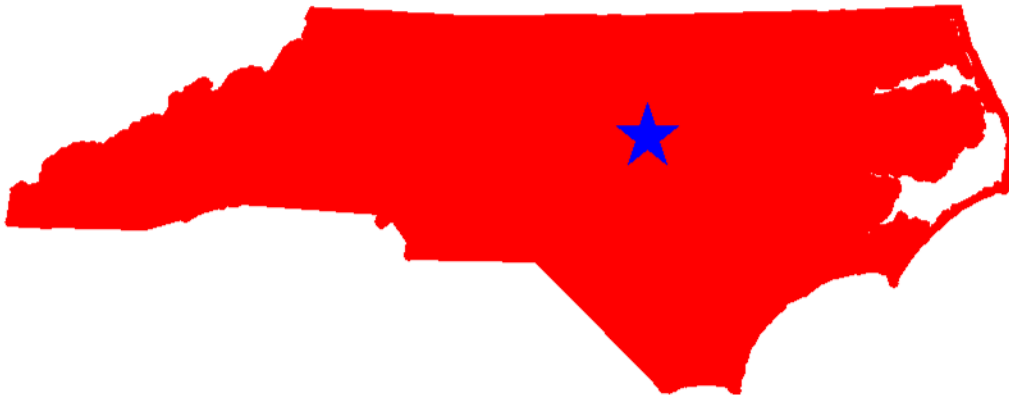




## 2007 Traffic Fatalities in Alcohol-Impaired-Driving Crashes\* North Carolina

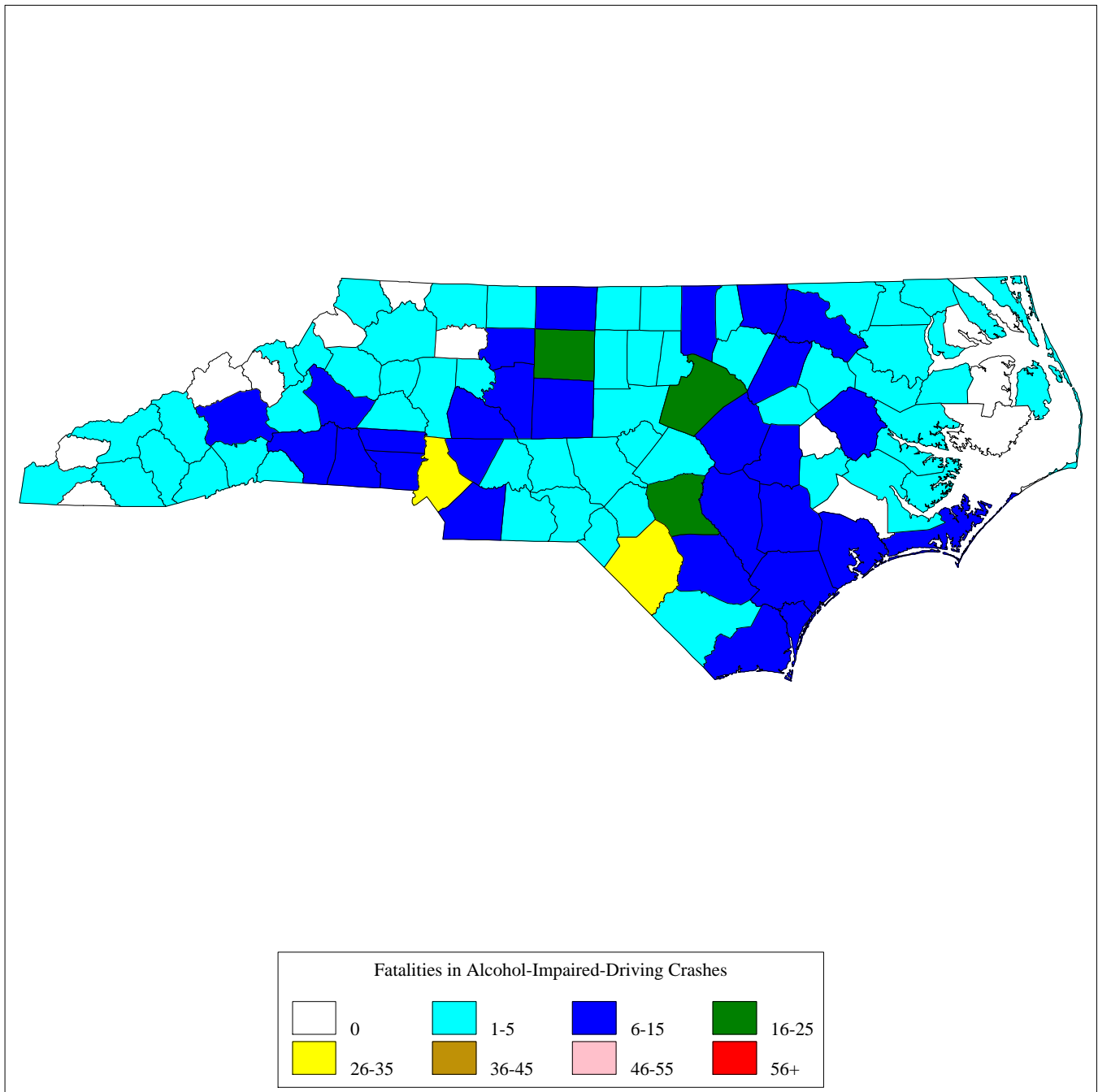


This Report Contains Data From the Following Sources:  
Fatality Data - NCSA Fatality Analysis Reporting System (FARS) 2007 Annual Report File (ARF)  
Population Data - U.S. Bureau of the Census

\* Drivers are considered to be alcohol-impaired when their blood alcohol concentration (BAC) is .08 grams per deciliter (g/dL) or higher. Thus, any fatality occurring in a crash involving a driver with a BAC of .08 or higher is considered to be an alcohol-impaired-driving fatality. "Driver" refers to the operator of any motor vehicle, including a motorcycle

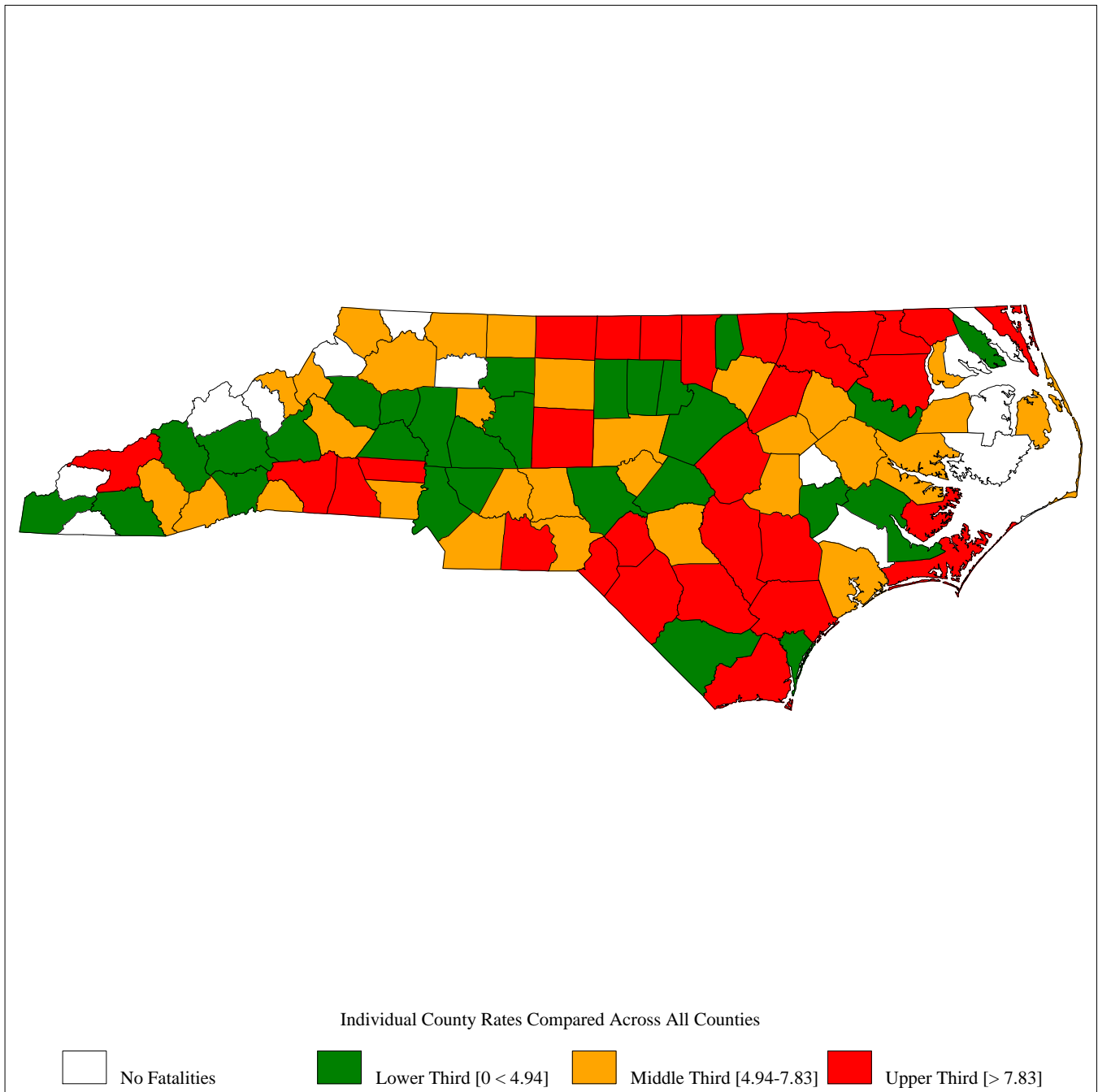


2007 North Carolina Traffic Fatalities in Alcohol-Impaired-Driving Crashes, by County  
Total Fatalities in Alcohol-Impaired-Driving Crashes = 487





2007 North Carolina Traffic Fatalities in Alcohol-Impaired-Driving Crashes, by County, per 100,000 Population as Compared to Rates for all Counties in North Carolina  
State Rate = 5.37



## 2007 North Carolina Traffic Fatalities in Alcohol-Impaired-Driving Crashes, by County

\* Alcohol-Impaired-Driving Fatalities are Estimates, thus the Sum of the Individual Counties May Not Equal the State Total Due to Rounding

\*\* Weekday=6:00AM Monday thru 5:59PM Friday and Weekend=6:00PM Friday thru 5:59AM Monday

\*\*\* The Table Only Shows Counties With at Least 1 Fatality With a Known Time and Day-of-Week. All Other Fatalities Are Excluded

County	2007			
	Weekday**		Weekend**	
	6pm-Midnight	Midnight-6pm	6pm-Midnight	Midnight-6pm
Alamance County	3	0	2	0
Alexander County	1	0	0	0
Anson County	1	1	1	0
Ashe County	2	0	0	0
Avery County	0	0	1	0
Beaufort County	1	0	2	0
Bertie County	2	0	3	0
Bladen County	2	2	0	1
Brunswick County	3	0	3	4
Buncombe County	2	1	1	2
Burke County	1	0	4	0
Cabarrus County	1	1	2	3
Caldwell County	0	0	2	0
Carteret County	0	2	2	4
Caswell County	1	2	1	0
Catawba County	2	0	3	0
Chatham County	0	1	1	2
Cherokee County	1	0	0	0
Chowan County	1	0	0	0
Cleveland County	5	2	1	0
Columbus County	0	0	2	0
Craven County	1	0	1	1
Cumberland County	5	4	3	6
Currituck County	1	0	1	1
Dare County	1	0	1	0
Davidson County	2	2	3	0
Davie County	2	0	1	0
Duplin County	2	1	3	1
Durham County	1	2	2	0
Edgecombe County	2	0	0	1
Forsyth County	3	0	10	0

(Continued)

## 2007 North Carolina Traffic Fatalities in Alcohol-Impaired-Driving Crashes, by County

\* Alcohol-Impaired-Driving Fatalities are Estimates, thus the Sum of the Individual Counties May Not Equal the State Total Due to Rounding

\*\* Weekday=6:00AM Monday thru 5:59PM Friday and Weekend=6:00PM Friday thru 5:59AM Monday

\*\*\* The Table Only Shows Counties With at Least 1 Fatality With a Known Time and Day-of-Week. All Other Fatalities Are Excluded

County	2007			
	Weekday**		Weekend**	
	6pm-Midnight	Midnight-6pm	6pm-Midnight	Midnight-6pm
Franklin County	1	0	1	1
Gaston County	4	2	4	2
Gates County	1	0	0	1
Granville County	3	1	1	3
Guilford County	4	1	10	7
Halifax County	2	0	0	3
Harnett County	0	1	3	1
Haywood County	0	0	1	1
Henderson County	0	1	1	0
Hertford County	1	0	1	1
Hoke County	0	1	2	2
Iredell County	0	0	0	5
Jackson County	1	0	0	1
Johnston County	6	0	4	4
Lee County	1	0	2	0
Lenoir County	2	0	0	0
Lincoln County	3	1	1	1
Macon County	0	1	0	0
Martin County	0	0	0	1
McDowell County	0	1	0	1
Mecklenburg County	8	2	10	7
Mitchell County	0	1	0	0
Montgomery County	0	0	1	0
Moore County	1	1	1	0
Nash County	1	1	4	3
New Hanover County	1	1	3	1
Northampton County	0	0	2	0
Onslow County	4	1	3	3
Orange County	0	0	1	0
Pamlico County	1	0	0	0
Pasquotank County	1	0	0	1

(Continued)

## 2007 North Carolina Traffic Fatalities in Alcohol-Impaired-Driving Crashes, by County

\* Alcohol-Impaired-Driving Fatalities are Estimates, thus the Sum of the Individual Counties May Not Equal the State Total Due to Rounding

\*\* Weekday=6:00AM Monday thru 5:59PM Friday and Weekend=6:00PM Friday thru 5:59AM Monday

\*\*\* The Table Only Shows Counties With at Least 1 Fatality With a Known Time and Day-of-Week. All Other Fatalities Are Excluded

County	2007			
	Weekday**		Weekend**	
	6pm-Midnight	Midnight-6pm	6pm-Midnight	Midnight-6pm
Pender County	2	1	3	0
Person County	1	1	1	0
Pitt County	5	4	2	1
Polk County	0	0	0	1
Randolph County	3	1	3	4
Richmond County	0	1	1	1
Robeson County	5	3	11	7
Rockingham County	4	0	4	1
Rowan County	1	1	0	3
Rutherford County	2	1	1	2
Sampson County	3	0	4	1
Scotland County	1	4	0	0
Stanly County	0	1	2	0
Stokes County	0	2	1	0
Surry County	0	1	3	1
Swain County	1	0	1	0
Transylvania County	0	1	1	0
Union County	3	0	6	2
Vance County	1	1	1	0
Wake County	7	2	7	3
Warren County	3	0	1	3
Washington County	0	0	1	0
Wayne County	0	0	5	1
Wilkes County	1	0	3	0
Wilson County	0	0	3	2
<b>_State Total_*</b>	138	64	173	111