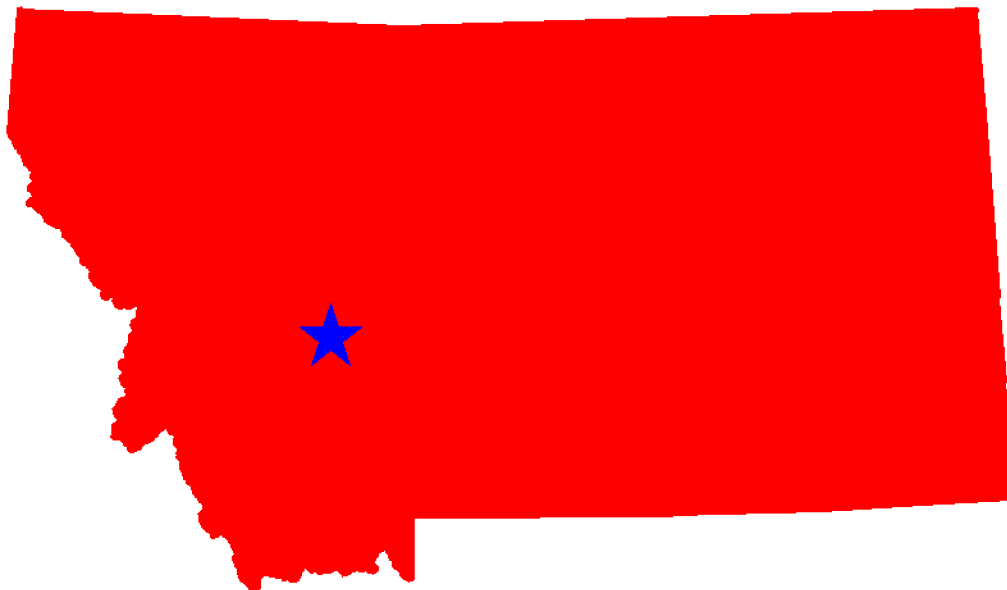




## 2008 Traffic Fatalities in Alcohol-Impaired-Driving Crashes\* Montana

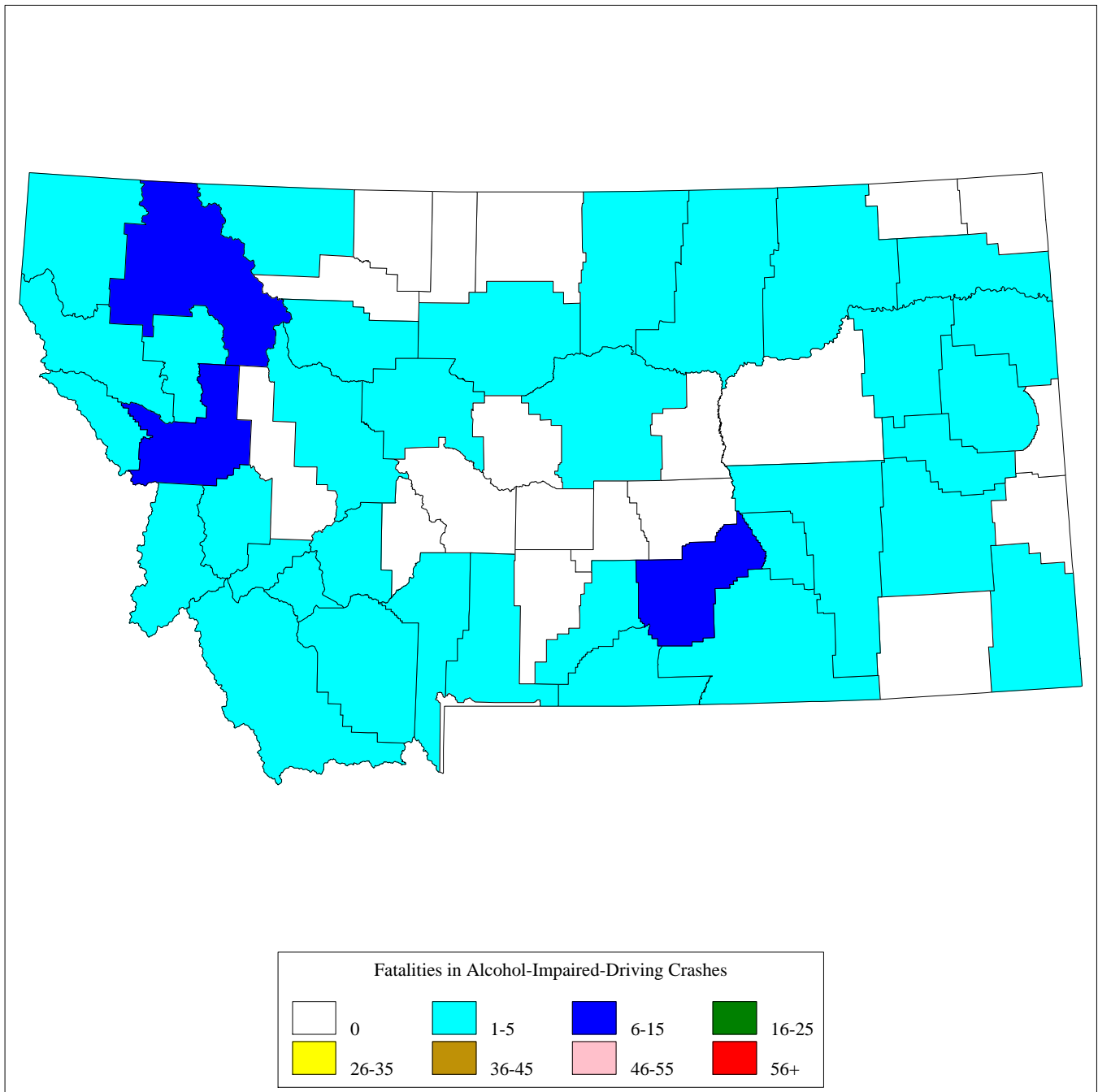


This Report Contains Data From the Following Sources:  
Fatality Data - NCSA Fatality Analysis Reporting System (FARS) 2008 Annual Report File (ARF)  
Population Data - U.S. Bureau of the Census

\* Drivers are considered to be alcohol-impaired when their blood alcohol concentration (BAC) is .08 grams per deciliter (g/dL) or higher. Thus, any fatality occurring in a crash involving a driver with a BAC of .08 or higher is considered to be an alcohol-impaired-driving fatality. "Driver" refers to the operator of any motor vehicle, including a motorcycle.

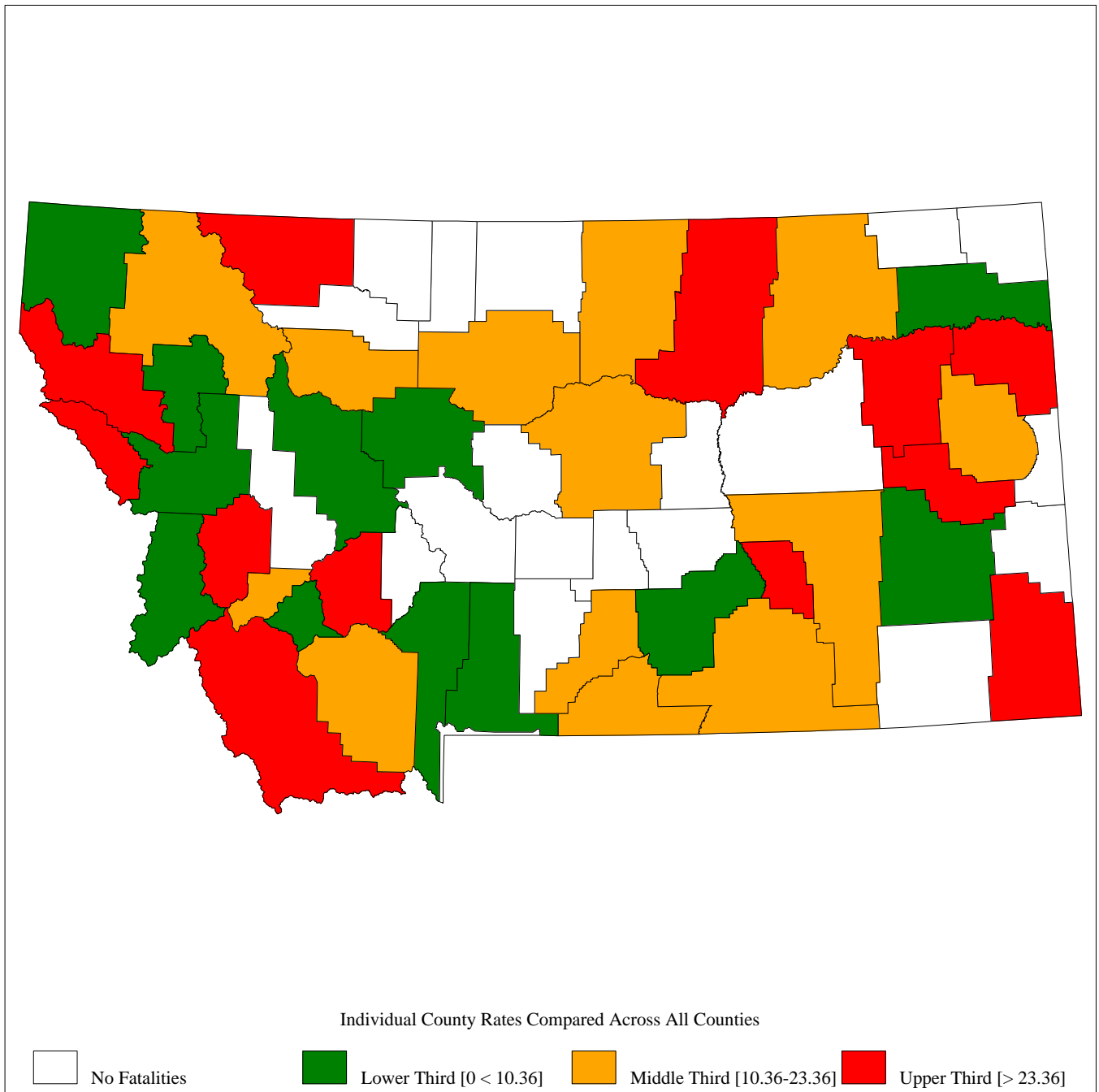


2008 Montana Traffic Fatalities in Alcohol-Impaired-Driving Crashes, by County  
Total Fatalities in Alcohol-Impaired-Driving Crashes = 91





2008 Montana Traffic Fatalities in Alcohol-Impaired-Driving Crashes, by County, per 100,000 Population  
as Compared to Rates for all Counties in Montana  
State Rate = 9.41



## 2008 Montana Traffic Fatalities in Alcohol-Impaired-Driving Crashes, by County

\* Alcohol-Impaired-Driving Fatalities are Estimates, thus the Sum of the Individual Counties May Not Equal the State Total Due to Rounding

\*\* Weekday=6:00AM Monday thru 5:59PM Friday and Weekend=6:00PM Friday thru 5:59AM Monday

\*\*\* The Table Only Shows Counties With at Least 1 Fatality With a Known Time and Day-of-Week. All Other Fatalities Are Excluded

County	2008			
	Weekday**		Weekend**	
	6pm-Midnight	Midnight-6pm	6pm-Midnight	Midnight-6pm
Beaverhead County	1	2	0	0
Big Horn County	0	0	3	0
Blaine County	0	0	1	0
Carbon County	1	0	0	0
Carter County	1	0	0	0
Cascade County	0	1	1	1
Chouteau County	0	0	1	0
Custer County	0	0	1	0
Dawson County	0	0	1	0
Deer Lodge County	1	0	0	0
Fergus County	0	1	0	1
Flathead County	2	4	1	5
Gallatin County	1	1	1	0
Glacier County	2	2	0	0
Granite County	1	0	0	0
Jefferson County	0	0	0	3
Lake County	0	1	1	0
Lewis And Clark County	1	0	0	0
Lincoln County	1	0	0	0
Madison County	0	0	0	1
McCone County	1	0	0	0
Mineral County	0	1	1	0
Missoula County	3	4	2	1
Park County	0	1	0	0
Phillips County	1	0	0	0
Prairie County	0	0	0	1
Ravalli County	0	0	2	0
Richland County	0	0	4	0
Roosevelt County	0	1	0	0
Rosebud County	0	1	0	0
Sanders County	0	2	1	0

(Continued)

## 2008 Montana Traffic Fatalities in Alcohol-Impaired-Driving Crashes, by County

\* Alcohol-Impaired-Driving Fatalities are Estimates, thus the Sum of the Individual Counties May Not Equal the State Total Due to Rounding

\*\* Weekday=6:00AM Monday thru 5:59PM Friday and Weekend=6:00PM Friday thru 5:59AM Monday

\*\*\* The Table Only Shows Counties With at Least 1 Fatality With a Known Time and Day-of-Week. All Other Fatalities Are Excluded

County	2008			
	Weekday**		Weekend**	
	6pm-Midnight	Midnight-6pm	6pm-Midnight	Midnight-6pm
<b>Silver Bow County</b>	0	1	1	0
<b>Stillwater County</b>	0	0	1	0
<b>Teton County</b>	0	0	1	0
<b>Treasure County</b>	1	0	0	0
<b>Yellowstone County</b>	3	3	2	0
<b>_State Total_*</b>	22	26	27	13