




2008 Traffic Fatalities in Alcohol-Impaired-Driving Crashes* Mississippi

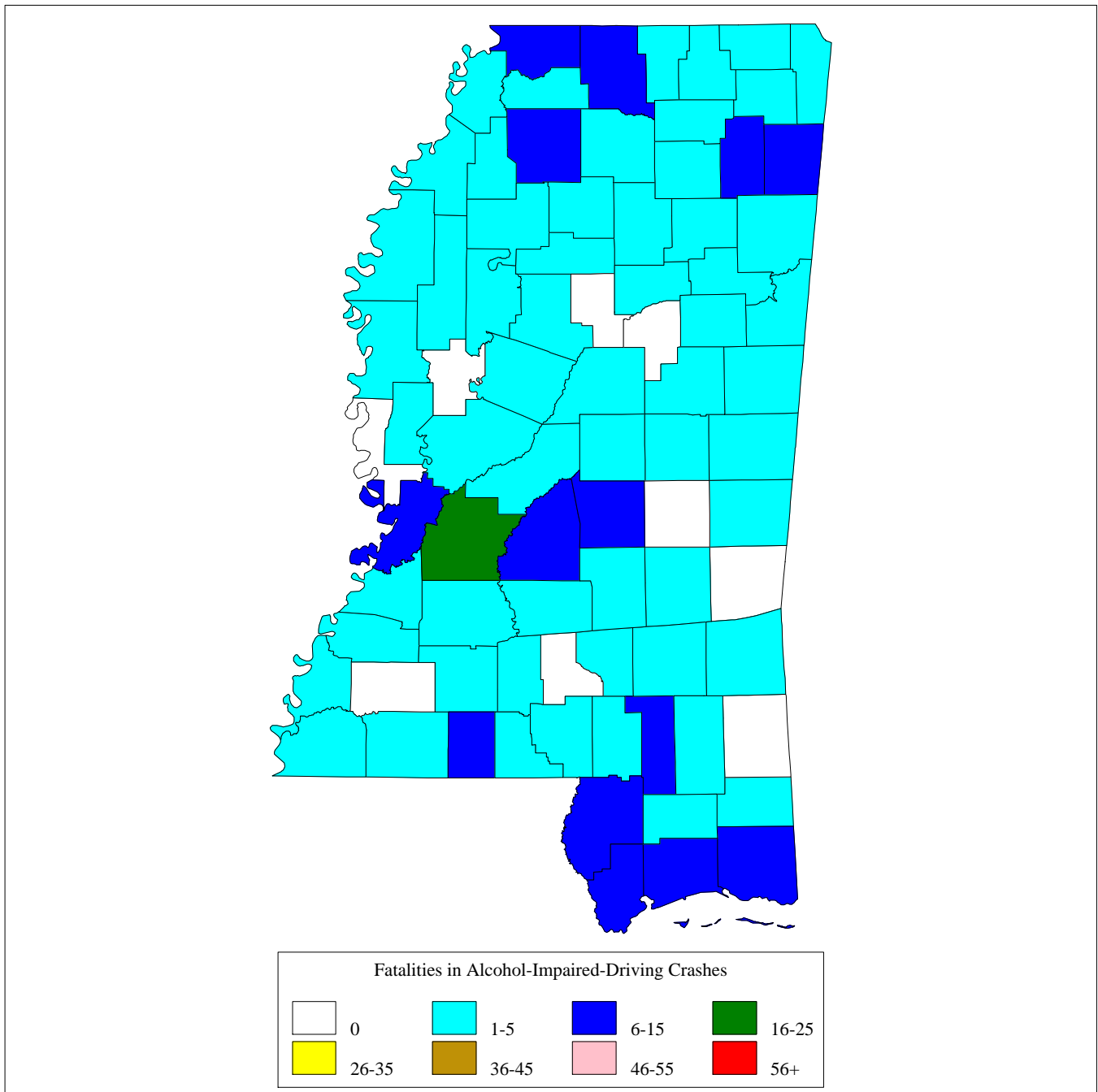


This Report Contains Data From the Following Sources:
Fatality Data - NCSA Fatality Analysis Reporting System (FARS) 2008 Annual Report File (ARF)
Population Data - U.S. Bureau of the Census

* Drivers are considered to be alcohol-impaired when their blood alcohol concentration (BAC) is .08 grams per deciliter (g/dL) or higher. Thus, any fatality occurring in a crash involving a driver with a BAC of .08 or higher is considered to be an alcohol-impaired-driving fatality. "Driver" refers to the operator of any motor vehicle, including a motorcycle.

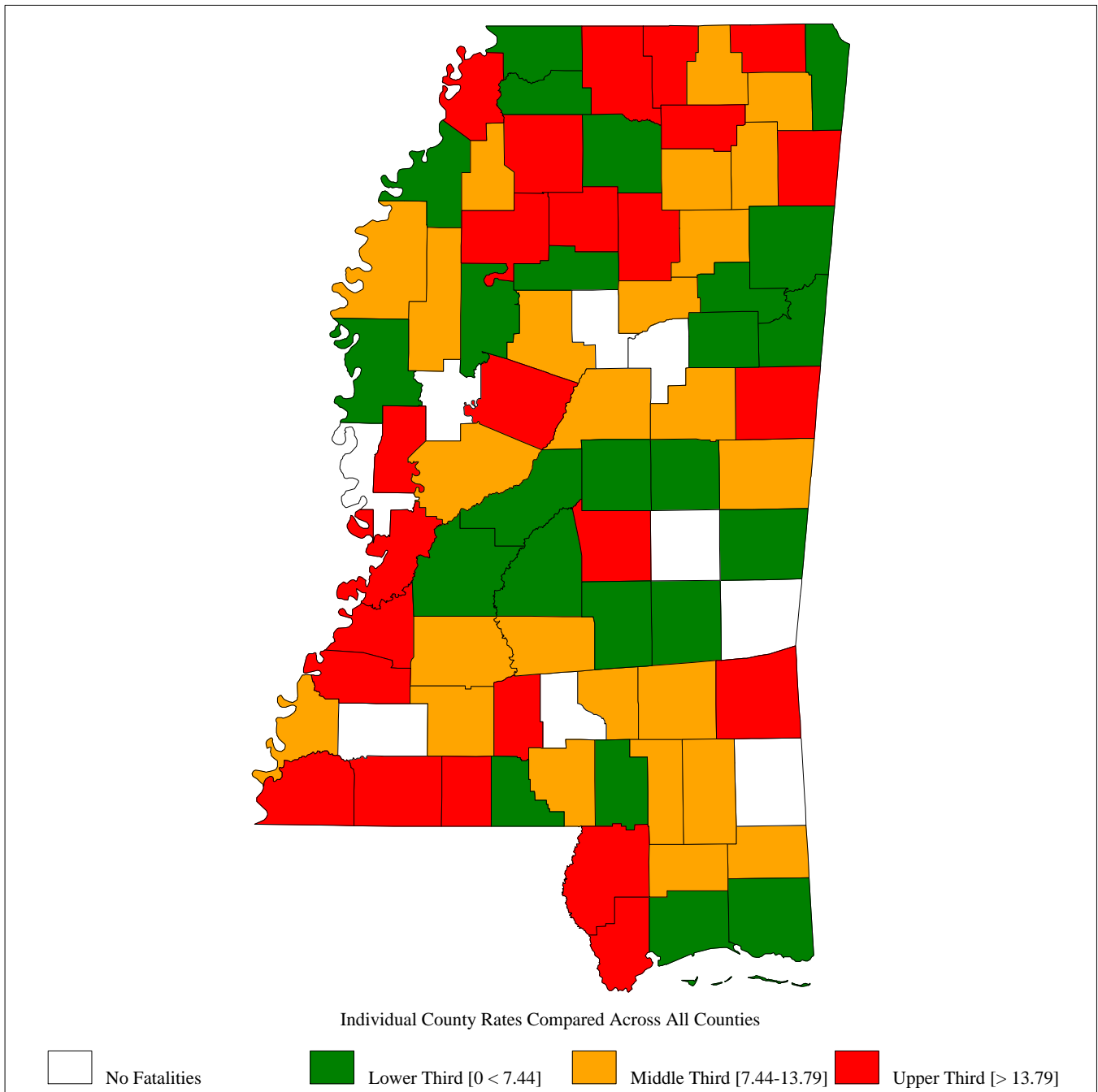


2008 Mississippi Traffic Fatalities in Alcohol-Impaired-Driving Crashes, by County
Total Fatalities in Alcohol-Impaired-Driving Crashes = 266





2008 Mississippi Traffic Fatalities in Alcohol-Impaired-Driving Crashes, by County, per 100,000 Population
as Compared to Rates for all Counties in Mississippi
State Rate = 9.05



2008 Mississippi Traffic Fatalities in Alcohol-Impaired-Driving Crashes, by County

* Alcohol-Impaired-Driving Fatalities are Estimates, thus the Sum of the Individual Counties May Not Equal the State Total Due to Rounding

** Weekday=6:00AM Monday thru 5:59PM Friday and Weekend=6:00PM Friday thru 5:59AM Monday

*** The Table Only Shows Counties With at Least 1 Fatality With a Known Time and Day-of-Week. All Other Fatalities Are Excluded

County	2008			
	Weekday**		Weekend**	
	6pm-Midnight	Midnight-6pm	6pm-Midnight	Midnight-6pm
Adams County	0	1	1	2
Alcorn County	1	0	0	2
Amite County	3	0	1	0
Attala County	1	0	1	0
Benton County	1	0	1	1
Bolivar County	0	0	0	3
Calhoun County	0	0	2	0
Carroll County	0	1	1	0
Chickasaw County	1	1	0	0
Claiborne County	1	0	1	0
Clay County	1	0	0	0
Coahoma County	2	0	0	0
Copiah County	1	0	0	2
Covington County	1	1	0	0
Desoto County	6	1	2	1
Forrest County	2	1	3	1
George County	1	1	1	1
Hancock County	4	2	3	3
Harrison County	3	1	4	2
Hinds County	4	1	6	5
Holmes County	1	0	2	0
Itawamba County	1	5	1	1
Jackson County	3	2	3	2
Jasper County	0	0	1	0
Jefferson County	0	0	1	0
Jones County	3	0	1	0
Kemper County	0	0	0	1
Lafayette County	2	0	1	0
Lamar County	1	0	1	0
Lauderdale County	1	1	2	0
Lawrence County	1	1	0	2

(Continued)

2008 Mississippi Traffic Fatalities in Alcohol-Impaired-Driving Crashes, by County

* Alcohol-Impaired-Driving Fatalities are Estimates, thus the Sum of the Individual Counties May Not Equal the State Total Due to Rounding

** Weekday=6:00AM Monday thru 5:59PM Friday and Weekend=6:00PM Friday thru 5:59AM Monday

*** The Table Only Shows Counties With at Least 1 Fatality With a Known Time and Day-of-Week. All Other Fatalities Are Excluded

County	2008			
	Weekday**		Weekend**	
	6pm-Midnight	Midnight-6pm	6pm-Midnight	Midnight-6pm
Leake County	0	1	0	0
Lee County	2	1	2	3
Leflore County	2	0	0	0
Lincoln County	0	0	1	1
Lowndes County	1	0	0	1
Madison County	0	0	2	1
Marion County	1	2	0	0
Marshall County	1	1	3	2
Neshoba County	1	1	0	0
Noxubee County	0	0	2	0
Oktibbeha County	1	0	0	0
Panola County	1	1	5	1
Pearl River County	3	1	2	2
Perry County	1	0	0	0
Pike County	0	1	3	2
Pontotoc County	1	0	0	3
Prentiss County	2	0	0	0
Quitman County	0	0	0	1
Rankin County	4	2	4	0
Scott County	1	1	2	3
Sharkey County	0	0	1	0
Simpson County	2	0	0	2
Smith County	1	0	0	0
Stone County	1	0	1	0
Sunflower County	0	4	0	0
Tallahatchie County	0	2	2	0
Tate County	1	0	0	1
Tippah County	0	0	1	1
Tishomingo County	1	0	0	0
Tunica County	1	0	0	1
Union County	1	0	2	1

(Continued)

2008 Mississippi Traffic Fatalities in Alcohol-Impaired-Driving Crashes, by County

* Alcohol-Impaired-Driving Fatalities are Estimates, thus the Sum of the Individual Counties May Not Equal the State Total Due to Rounding

** Weekday=6:00AM Monday thru 5:59PM Friday and Weekend=6:00PM Friday thru 5:59AM Monday

*** The Table Only Shows Counties With at Least 1 Fatality With a Known Time and Day-of-Week. All Other Fatalities Are Excluded

County	2008			
	Weekday**		Weekend**	
	6pm-Midnight	Midnight-6pm	6pm-Midnight	Midnight-6pm
Walthall County	0	1	0	0
Warren County	4	1	2	0
Washington County	1	1	1	0
Wayne County	2	0	2	1
Webster County	0	0	1	0
Wilkinson County	1	0	1	1
Winston County	1	0	1	0
Yalobusha County	0	0	2	0
Yazoo County	1	0	2	0
State Total*	85	40	84	56