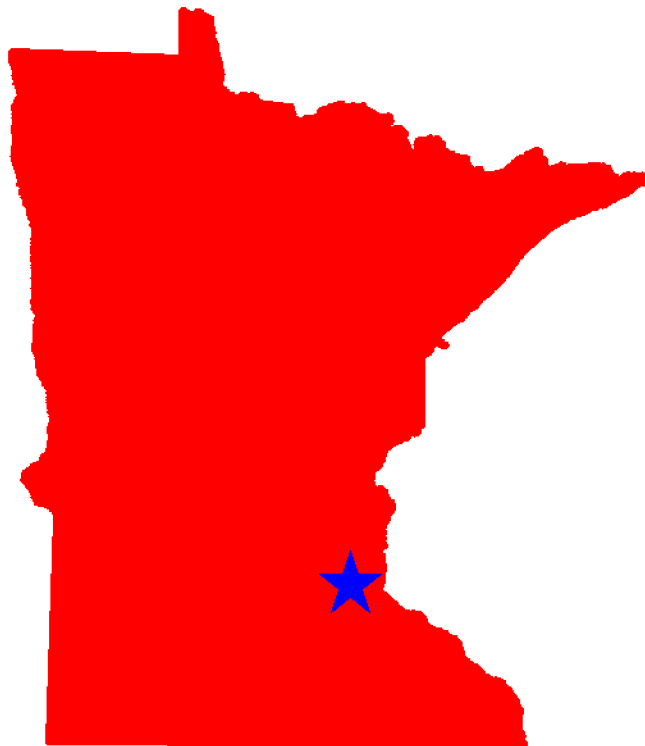




## 2008 Traffic Fatalities in Alcohol-Impaired-Driving Crashes\* Minnesota

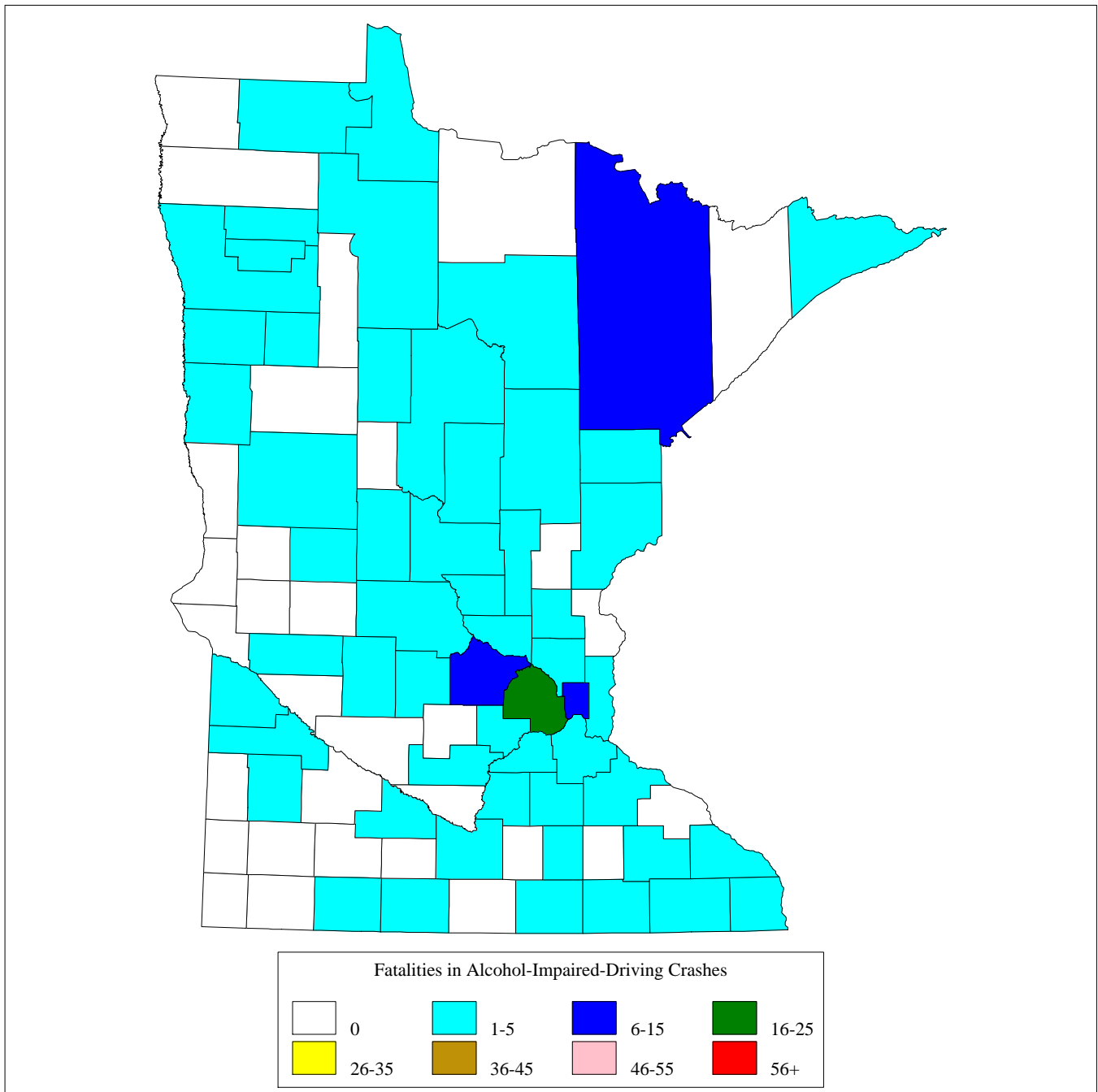


This Report Contains Data From the Following Sources:  
Fatality Data - NCSA Fatality Analysis Reporting System (FARS) 2008 Annual Report File (ARF)  
Population Data - U.S. Bureau of the Census

\* Drivers are considered to be alcohol-impaired when their blood alcohol concentration (BAC) is .08 grams per deciliter (g/dL) or higher. Thus, any fatality occurring in a crash involving a driver with a BAC of .08 or higher is considered to be an alcohol-impaired-driving fatality. "Driver" refers to the operator of any motor vehicle, including a motorcycle.

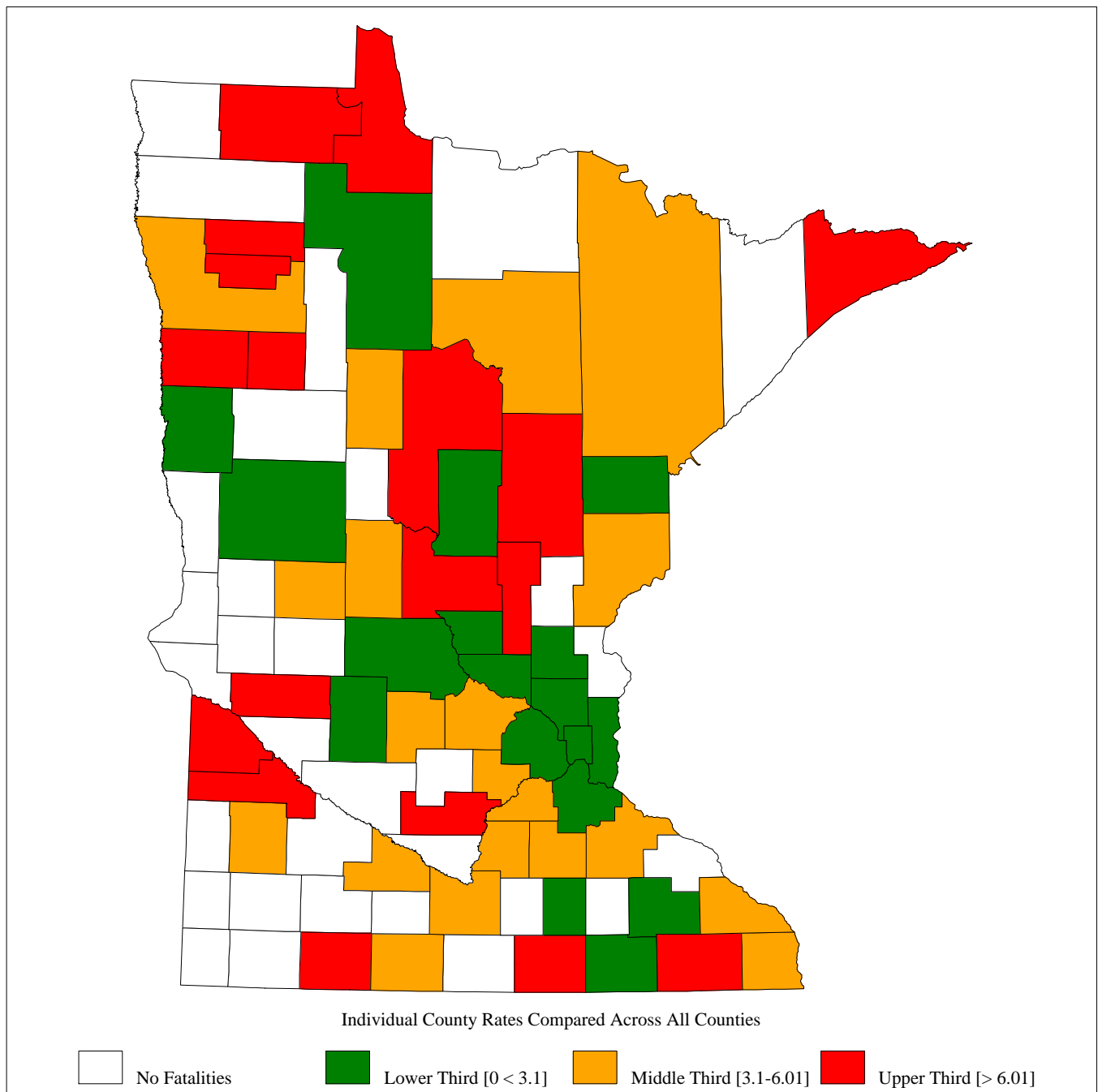


2008 Minnesota Traffic Fatalities in Alcohol-Impaired-Driving Crashes, by County  
Total Fatalities in Alcohol-Impaired-Driving Crashes = 135





2008 Minnesota Traffic Fatalities in Alcohol-Impaired-Driving Crashes, by County, per 100,000 Population  
as Compared to Rates for all Counties in Minnesota  
State Rate = 2.59



## 2008 Minnesota Traffic Fatalities in Alcohol-Impaired-Driving Crashes, by County

\* Alcohol-Impaired-Driving Fatalities are Estimates, thus the Sum of the Individual Counties May Not Equal the State Total Due to Rounding

\*\* Weekday=6:00AM Monday thru 5:59PM Friday and Weekend=6:00PM Friday thru 5:59AM Monday

\*\*\* The Table Only Shows Counties With at Least 1 Fatality With a Known Time and Day-of-Week. All Other Fatalities Are Excluded

| County                   | 2008         |              |              |              |
|--------------------------|--------------|--------------|--------------|--------------|
|                          | Weekday**    |              | Weekend**    |              |
|                          | 6pm-Midnight | Midnight-6pm | 6pm-Midnight | Midnight-6pm |
| Aitkin County            | 0            | 1            | 2            | 0            |
| Anoka County             | 0            | 0            | 4            | 0            |
| Beltrami County          | 1            | 0            | 0            | 0            |
| Benton County            | 1            | 0            | 0            | 0            |
| Blue Earth County        | 0            | 0            | 0            | 2            |
| Brown County             | 0            | 0            | 0            | 1            |
| Carlton County           | 0            | 1            | 0            | 0            |
| Carver County            | 1            | 0            | 2            | 0            |
| Cass County              | 0            | 1            | 1            | 1            |
| Clay County              | 1            | 0            | 0            | 0            |
| Cook County              | 0            | 0            | 0            | 1            |
| Crow Wing County         | 0            | 0            | 0            | 1            |
| Dakota County            | 0            | 1            | 3            | 1            |
| Douglas County           | 1            | 0            | 1            | 0            |
| Fillmore County          | 1            | 0            | 1            | 2            |
| Freeborn County          | 0            | 1            | 0            | 1            |
| Goodhue County           | 2            | 0            | 0            | 0            |
| Hennepin County          | 6            | 3            | 7            | 8            |
| Houston County           | 0            | 0            | 1            | 0            |
| Hubbard County           | 0            | 0            | 1            | 0            |
| Isanti County            | 0            | 0            | 1            | 0            |
| Itasca County            | 0            | 1            | 1            | 0            |
| Jackson County           | 1            | 0            | 0            | 0            |
| Kandiyohi County         | 0            | 1            | 0            | 0            |
| Lac Qui Parle County     | 0            | 0            | 1            | 1            |
| Lake Of The Woods County | 0            | 0            | 1            | 1            |
| Le Sueur County          | 0            | 0            | 1            | 0            |
| Mahnomen County          | 1            | 0            | 0            | 0            |
| Martin County            | 0            | 0            | 1            | 0            |
| Meeker County            | 0            | 0            | 1            | 0            |
| Mille Lacs County        | 1            | 1            | 0            | 0            |

(Continued)

## 2008 Minnesota Traffic Fatalities in Alcohol-Impaired-Driving Crashes, by County

\* Alcohol-Impaired-Driving Fatalities are Estimates, thus the Sum of the Individual Counties May Not Equal the State Total Due to Rounding

\*\* Weekday=6:00AM Monday thru 5:59PM Friday and Weekend=6:00PM Friday thru 5:59AM Monday

\*\*\* The Table Only Shows Counties With at Least 1 Fatality With a Known Time and Day-of-Week. All Other Fatalities Are Excluded

| County                 | 2008         |              |              |              |
|------------------------|--------------|--------------|--------------|--------------|
|                        | Weekday**    |              | Weekend**    |              |
|                        | 6pm-Midnight | Midnight-6pm | 6pm-Midnight | Midnight-6pm |
| Morrison County        | 3            | 0            | 1            | 0            |
| Norman County          | 0            | 0            | 0            | 1            |
| Olmsted County         | 1            | 0            | 1            | 0            |
| Otter Tail County      | 1            | 0            | 0            | 0            |
| Pennington County      | 0            | 1            | 0            | 0            |
| Pine County            | 0            | 0            | 0            | 1            |
| Polk County            | 1            | 0            | 0            | 0            |
| Ramsey County          | 2            | 3            | 1            | 0            |
| Red Lake County        | 1            | 0            | 0            | 0            |
| Rice County            | 0            | 1            | 1            | 1            |
| Roseau County          | 0            | 0            | 0            | 1            |
| Scott County           | 0            | 1            | 2            | 1            |
| Sherburne County       | 1            | 0            | 1            | 0            |
| Sibley County          | 1            | 0            | 0            | 0            |
| St. Louis County       | 4            | 1            | 1            | 2            |
| Stearns County         | 1            | 0            | 0            | 1            |
| Steele County          | 1            | 0            | 0            | 0            |
| Swift County           | 1            | 0            | 0            | 0            |
| Todd County            | 0            | 0            | 1            | 0            |
| Washington County      | 0            | 0            | 0            | 1            |
| Winona County          | 0            | 0            | 2            | 1            |
| Wright County          | 1            | 1            | 3            | 1            |
| Yellow Medicine County | 0            | 1            | 0            | 0            |
| <b>_State Total_*</b>  | <b>38</b>    | <b>20</b>    | <b>46</b>    | <b>32</b>    |