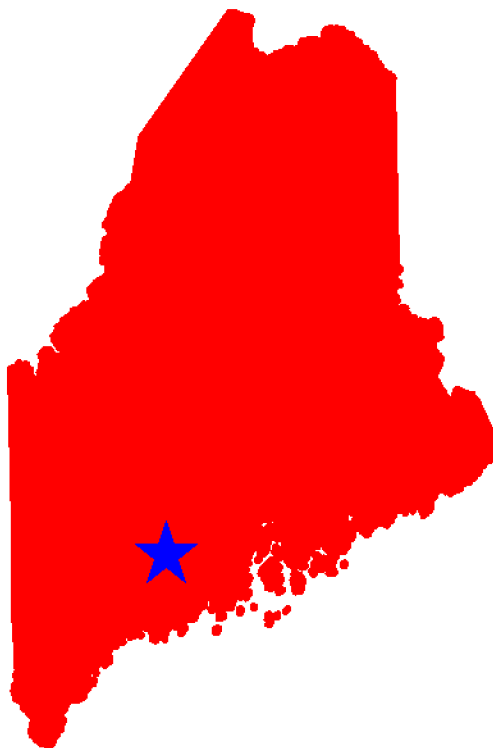




2008 Traffic Fatalities in Alcohol-Impaired-Driving Crashes* Maine

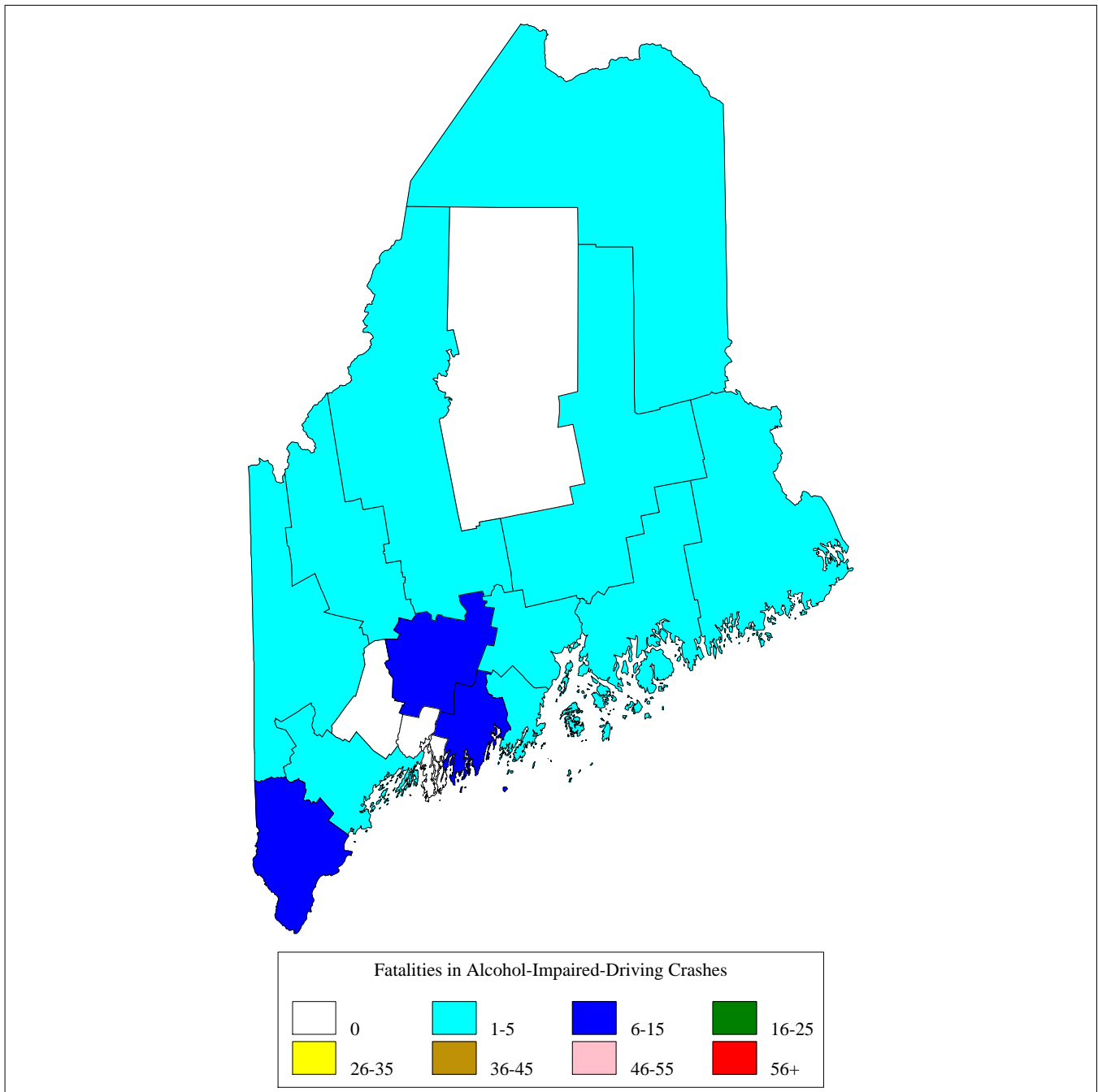


This Report Contains Data From the Following Sources:
Fatality Data - NCSA Fatality Analysis Reporting System (FARS) 2008 Annual Report File (ARF)
Population Data - U.S. Bureau of the Census

* Drivers are considered to be alcohol-impaired when their blood alcohol concentration (BAC) is .08 grams per deciliter (g/dL) or higher. Thus, any fatality occurring in a crash involving a driver with a BAC of .08 or higher is considered to be an alcohol-impaired-driving fatality. "Driver" refers to the operator of any motor vehicle, including a motorcycle.

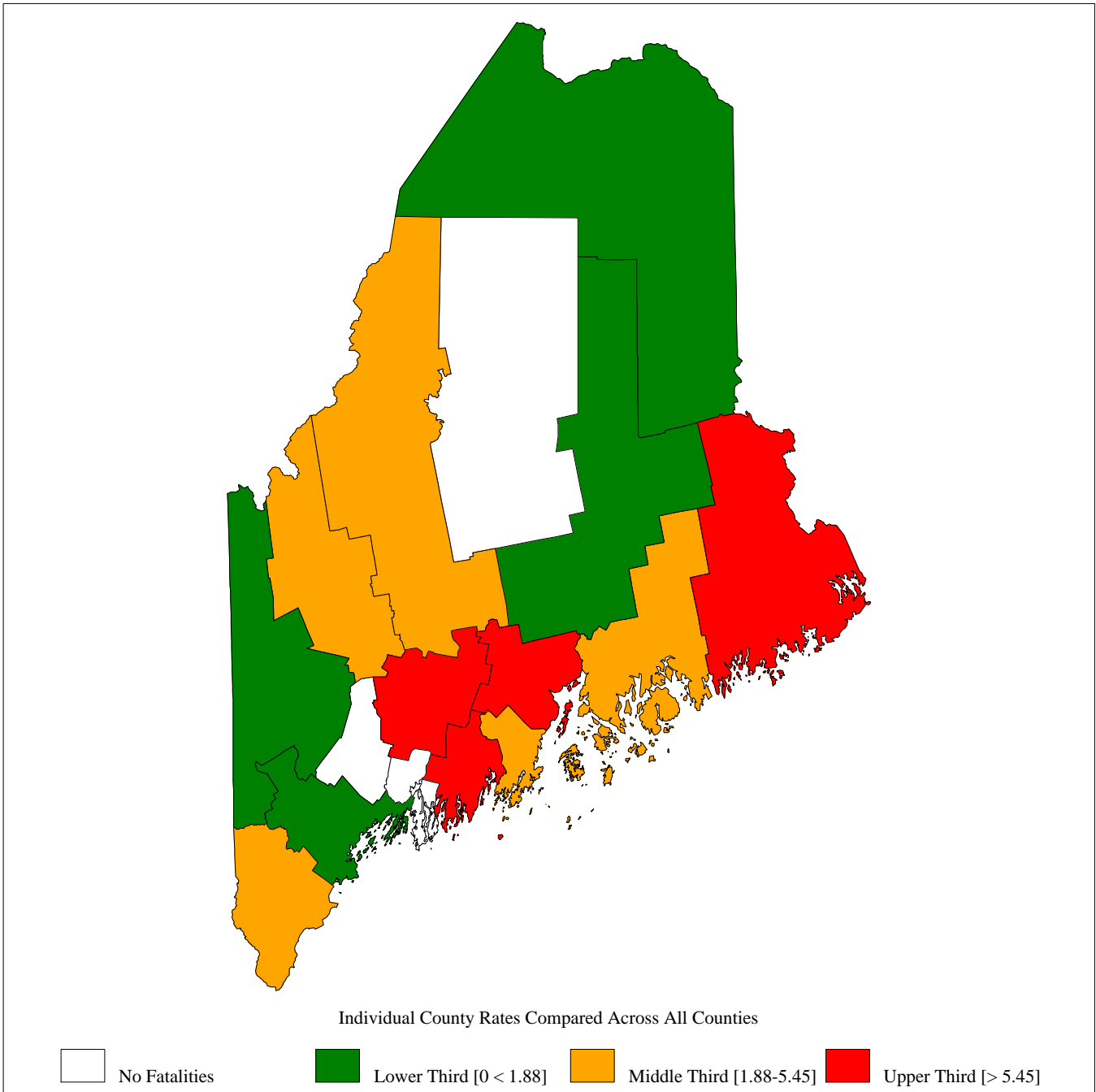


2008 Maine Traffic Fatalities in Alcohol-Impaired-Driving Crashes, by County
Total Fatalities in Alcohol-Impaired-Driving Crashes = 43





2008 Maine Traffic Fatalities in Alcohol-Impaired-Driving Crashes, by County, per 100,000 Population
as Compared to Rates for all Counties in Maine
State Rate = 3.27



2008 Maine Traffic Fatalities in Alcohol-Impaired-Driving Crashes, by County

* Alcohol-Impaired-Driving Fatalities are Estimates, thus the Sum of the Individual Counties May Not Equal the State Total Due to Rounding

** Weekday=6:00AM Monday thru 5:59PM Friday and Weekend=6:00PM Friday thru 5:59AM Monday

*** The Table Only Shows Counties With at Least 1 Fatality With a Known Time and Day-of-Week. All Other Fatalities Are Excluded

County	2008			
	Weekday**		Weekend**	
	6pm-Midnight	Midnight-6pm	6pm-Midnight	Midnight-6pm
Aroostook County	0	0	0	1
Cumberland County	1	2	0	0
Franklin County	0	1	0	0
Hancock County	0	1	0	0
Kennebec County	3	3	1	2
Knox County	0	0	1	0
Lincoln County	0	4	1	1
Oxford County	0	0	0	1
Penobscot County	1	0	0	1
Somerset County	0	0	0	1
Waldo County	1	0	3	0
Washington County	0	1	1	0
York County	3	3	2	2
State Total*	9	15	9	9