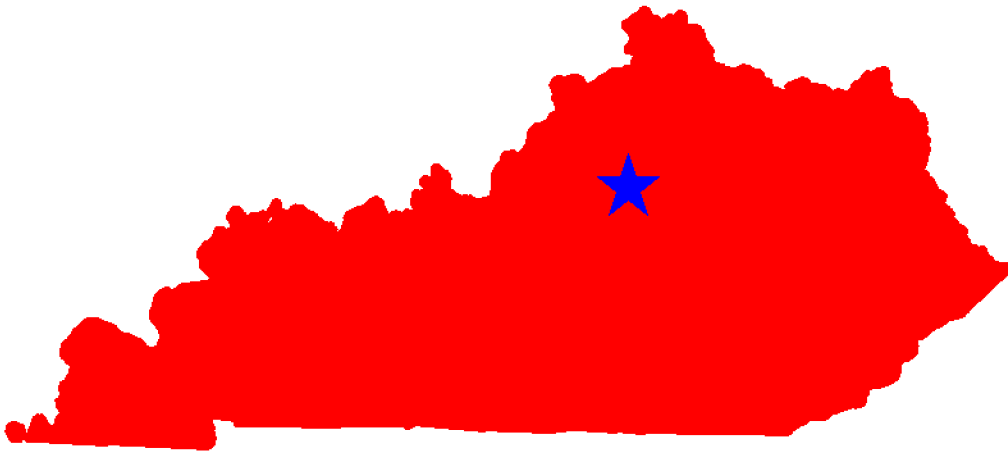




2008 Traffic Fatalities in Alcohol-Impaired-Driving Crashes* Kentucky

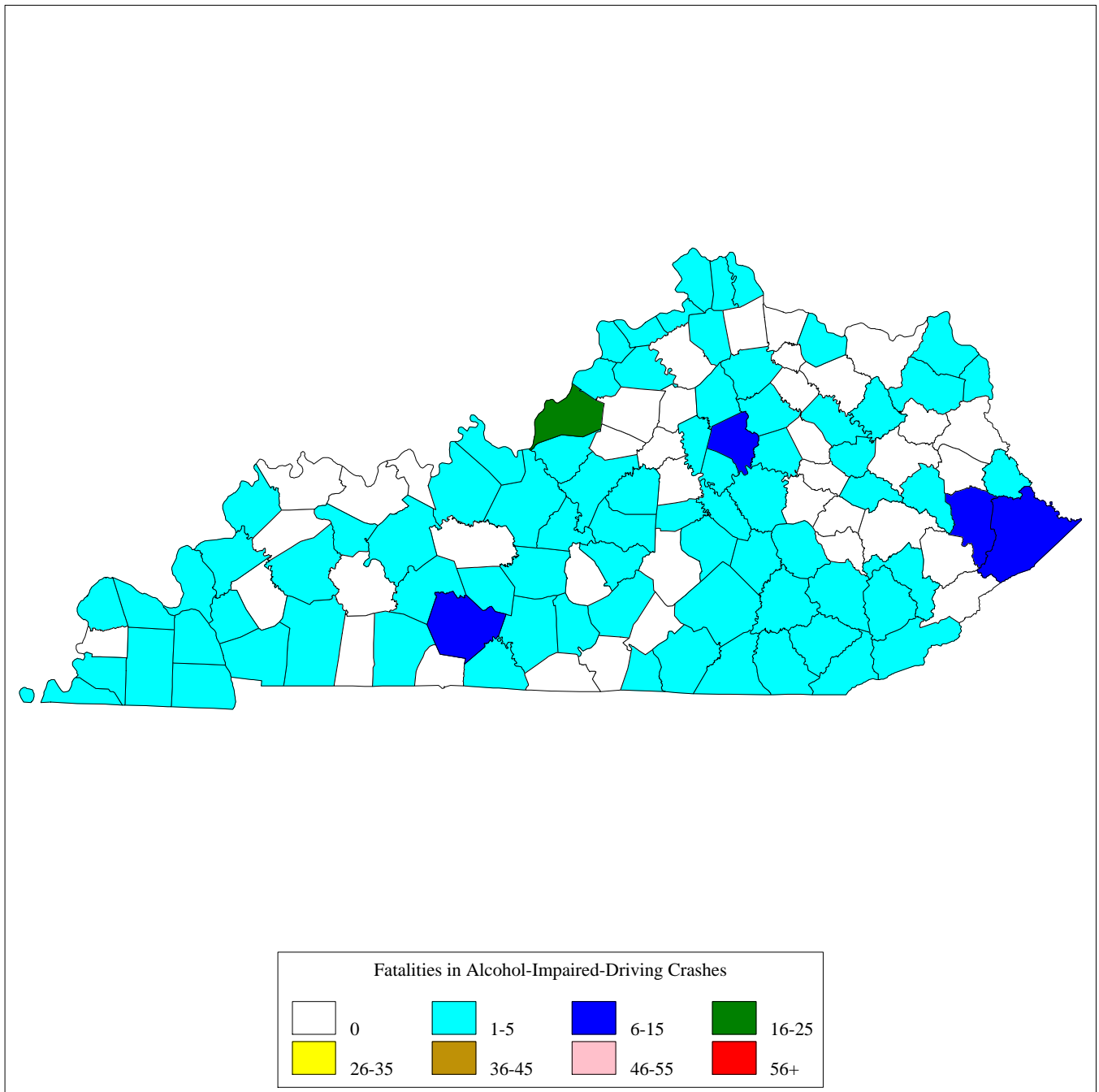


This Report Contains Data From the Following Sources:
Fatality Data - NCSA Fatality Analysis Reporting System (FARS) 2008 Annual Report File (ARF)
Population Data - U.S. Bureau of the Census

* Drivers are considered to be alcohol-impaired when their blood alcohol concentration (BAC) is .08 grams per deciliter (g/dL) or higher. Thus, any fatality occurring in a crash involving a driver with a BAC of .08 or higher is considered to be an alcohol-impaired-driving fatality. "Driver" refers to the operator of any motor vehicle, including a motorcycle.

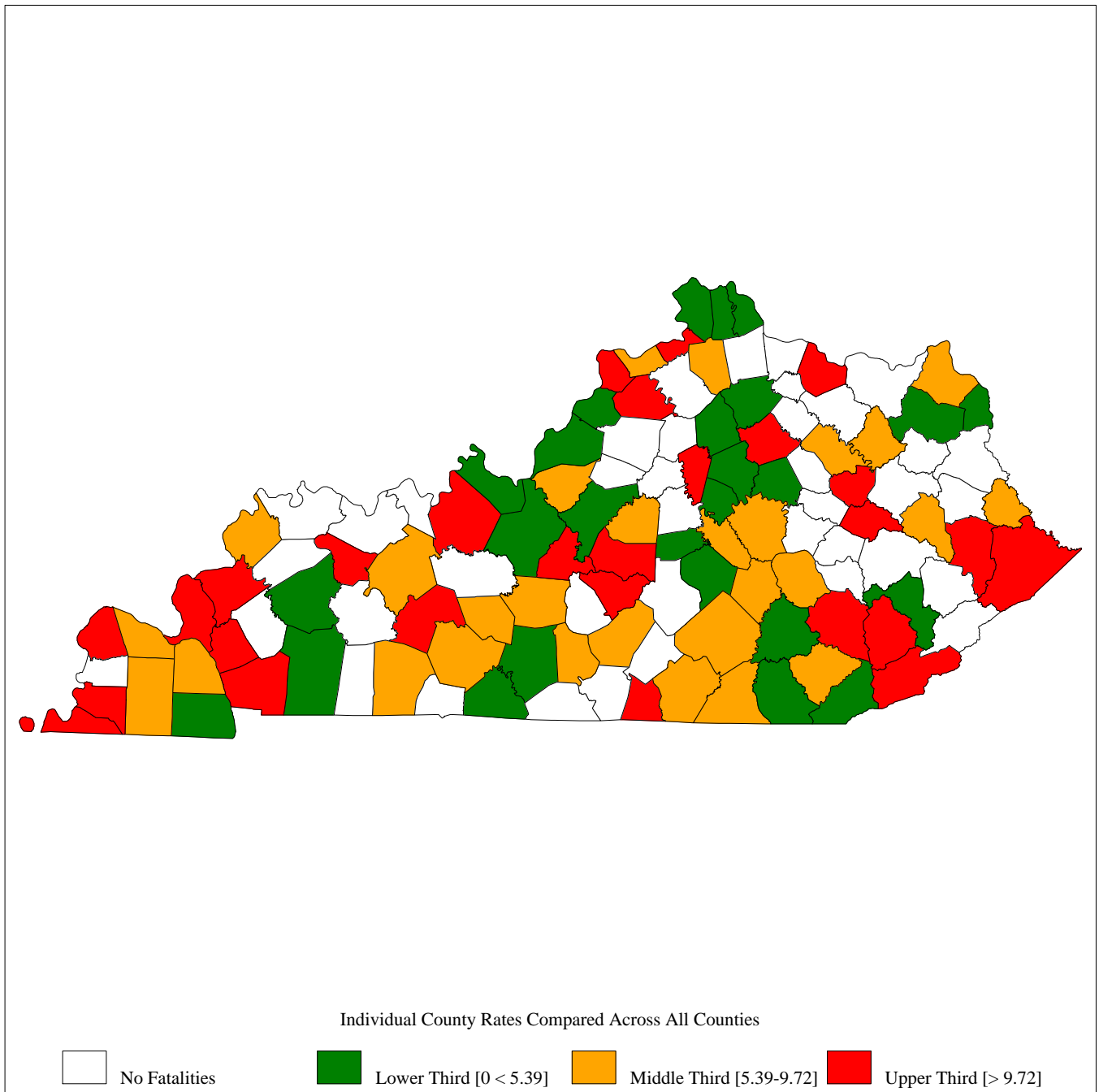


2008 Kentucky Traffic Fatalities in Alcohol-Impaired-Driving Crashes, by County
Total Fatalities in Alcohol-Impaired-Driving Crashes = 200





2008 Kentucky Traffic Fatalities in Alcohol-Impaired-Driving Crashes, by County, per 100,000 Population
as Compared to Rates for all Counties in Kentucky
State Rate = 4.68



2008 Kentucky Traffic Fatalities in Alcohol-Impaired-Driving Crashes, by County

* Alcohol-Impaired-Driving Fatalities are Estimates, thus the Sum of the Individual Counties May Not Equal the State Total Due to Rounding

** Weekday=6:00AM Monday thru 5:59PM Friday and Weekend=6:00PM Friday thru 5:59AM Monday

*** The Table Only Shows Counties With at Least 1 Fatality With a Known Time and Day-of-Week. All Other Fatalities Are Excluded

County	2008			
	Weekday**		Weekend**	
	6pm-Midnight	Midnight-6pm	6pm-Midnight	Midnight-6pm
Adair County	1	0	0	0
Ballard County	0	0	1	0
Barren County	0	1	0	1
Bath County	1	0	0	0
Bell County	0	1	0	0
Boone County	0	1	0	0
Bourbon County	1	0	1	0
Boyd County	1	0	0	1
Boyle County	1	0	0	0
Breckinridge County	0	0	2	0
Bullitt County	1	1	2	1
Butler County	1	2	0	0
Calloway County	0	1	0	0
Campbell County	0	1	0	1
Carroll County	0	1	0	0
Carter County	1	0	0	0
Christian County	1	0	0	1
Clark County	1	0	0	0
Clay County	0	1	0	2
Clinton County	0	0	0	1
Crittenden County	1	0	0	0
Edmonson County	1	0	0	0
Fayette County	3	0	5	2
Floyd County	3	1	0	2
Fulton County	2	0	0	0
Gallatin County	0	0	1	0
Garrard County	0	0	0	1
Grant County	2	0	0	0
Graves County	1	1	0	1
Greenup County	3	0	0	0
Hardin County	1	0	0	1

(Continued)

2008 Kentucky Traffic Fatalities in Alcohol-Impaired-Driving Crashes, by County

* Alcohol-Impaired-Driving Fatalities are Estimates, thus the Sum of the Individual Counties May Not Equal the State Total Due to Rounding

** Weekday=6:00AM Monday thru 5:59PM Friday and Weekend=6:00PM Friday thru 5:59AM Monday

*** The Table Only Shows Counties With at Least 1 Fatality With a Known Time and Day-of-Week. All Other Fatalities Are Excluded

County	2008			
	Weekday**		Weekend**	
	6pm-Midnight	Midnight-6pm	6pm-Midnight	Midnight-6pm
Harlan County	2	0	1	0
Harrison County	0	0	1	0
Hart County	0	1	0	0
Henry County	1	0	1	0
Hickman County	0	0	2	0
Hopkins County	0	0	0	1
Jackson County	0	0	0	1
Jefferson County	8	3	10	1
Jessamine County	1	0	0	1
Kenton County	0	1	0	1
Knox County	0	1	1	1
Larue County	1	0	1	0
Laurel County	0	1	0	1
Leslie County	1	0	1	0
Lincoln County	0	0	1	0
Livingston County	0	0	1	1
Logan County	0	0	1	1
Lyon County	0	1	0	0
Madison County	0	2	1	2
Magoffin County	0	0	0	1
Marion County	1	0	1	0
Marshall County	0	0	2	0
Martin County	0	0	0	1
Mason County	1	0	0	1
Mccracken County	1	2	0	2
Mccreary County	0	0	0	1
Mclean County	0	0	1	1
Meade County	1	0	0	0
Menifee County	0	1	0	0
Metcalfe County	0	1	0	0
Nelson County	1	0	0	0

(Continued)

2008 Kentucky Traffic Fatalities in Alcohol-Impaired-Driving Crashes, by County

* Alcohol-Impaired-Driving Fatalities are Estimates, thus the Sum of the Individual Counties May Not Equal the State Total Due to Rounding

** Weekday=6:00AM Monday thru 5:59PM Friday and Weekend=6:00PM Friday thru 5:59AM Monday

*** The Table Only Shows Counties With at Least 1 Fatality With a Known Time and Day-of-Week. All Other Fatalities Are Excluded

County	2008			
	Weekday**		Weekend**	
	6pm-Midnight	Midnight-6pm	6pm-Midnight	Midnight-6pm
Ohio County	1	0	1	0
Oldham County	0	0	1	0
Perry County	0	1	0	0
Pike County	0	3	0	4
Pulaski County	1	0	0	3
Rockcastle County	1	0	0	0
Rowan County	1	0	1	0
Scott County	0	0	0	1
Taylor County	1	0	0	2
Trigg County	0	0	3	1
Trimble County	1	0	1	1
Union County	0	0	0	1
Warren County	3	1	2	1
Washington County	1	0	0	0
Wayne County	0	1	0	1
Whitley County	1	1	0	0
Wolfe County	0	0	1	0
Woodford County	0	4	1	0
State Total*	61	37	52	50