




2008 Traffic Fatalities in Alcohol-Impaired-Driving Crashes* Kansas

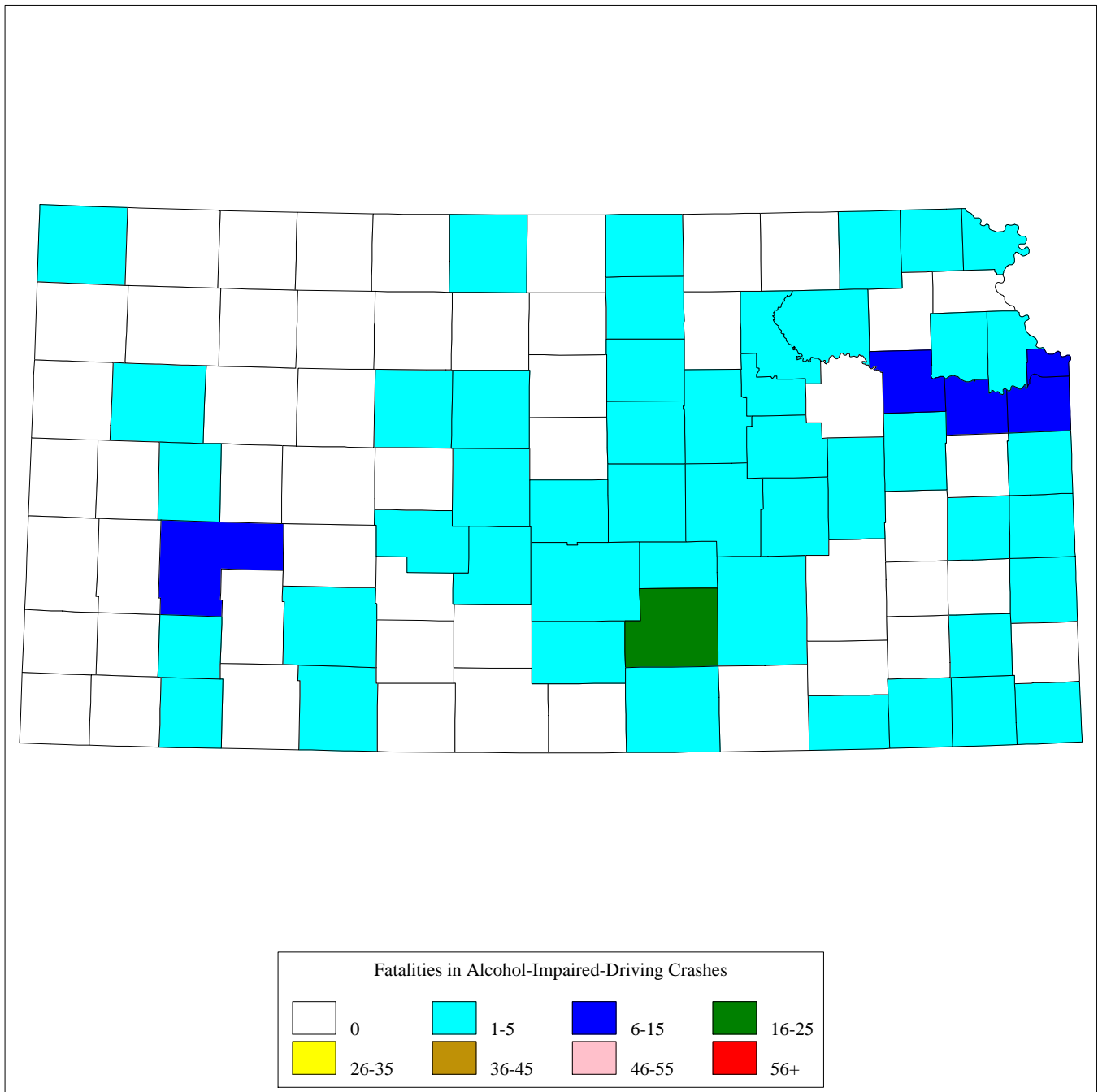


This Report Contains Data From the Following Sources:
Fatality Data - NCSA Fatality Analysis Reporting System (FARS) 2008 Annual Report File (ARF)
Population Data - U.S. Bureau of the Census

* Drivers are considered to be alcohol-impaired when their blood alcohol concentration (BAC) is .08 grams per deciliter (g/dL) or higher. Thus, any fatality occurring in a crash involving a driver with a BAC of .08 or higher is considered to be an alcohol-impaired-driving fatality. "Driver" refers to the operator of any motor vehicle, including a motorcycle.

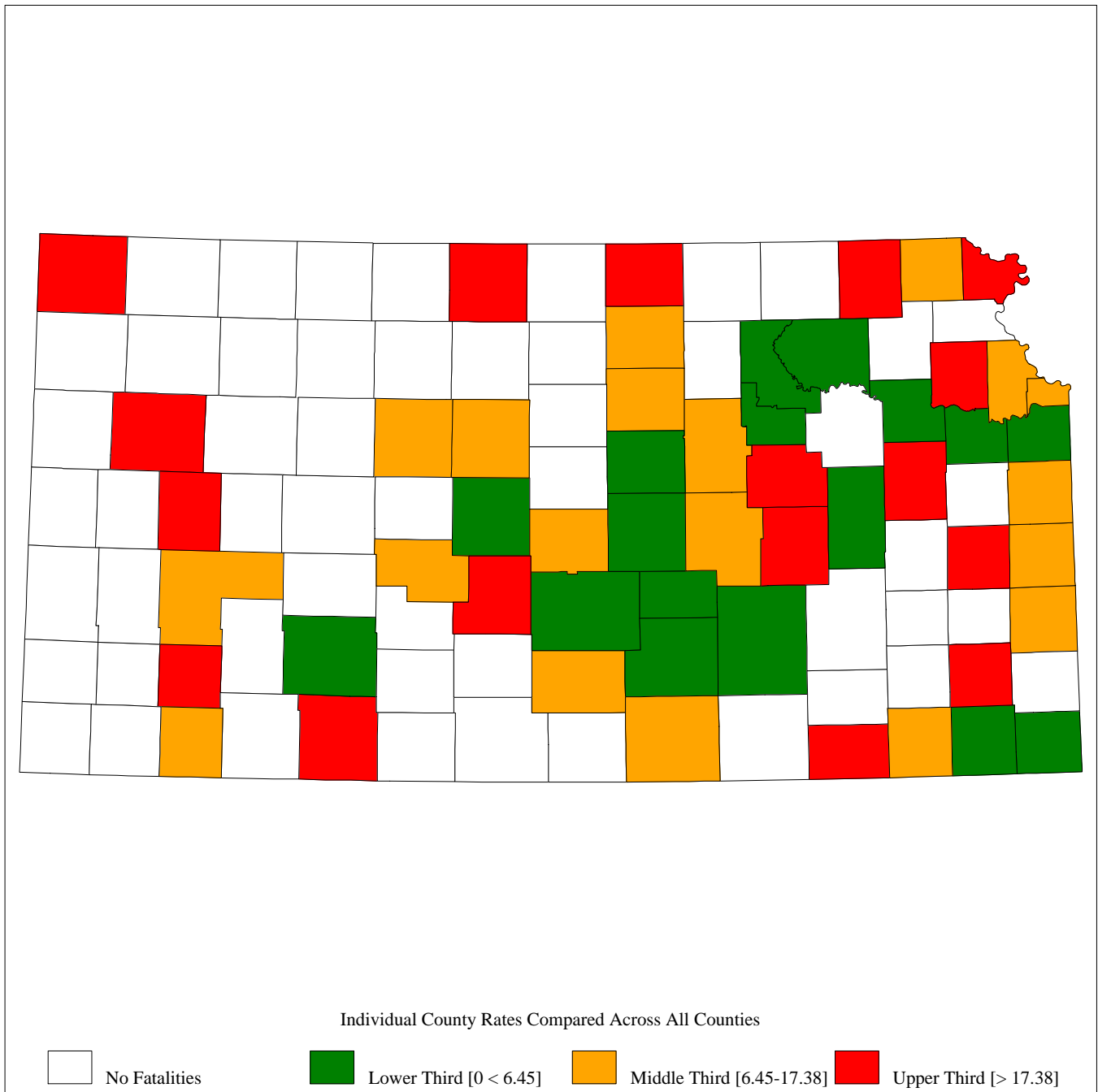


2008 Kansas Traffic Fatalities in Alcohol-Impaired-Driving Crashes, by County
Total Fatalities in Alcohol-Impaired-Driving Crashes = 145





2008 Kansas Traffic Fatalities in Alcohol-Impaired-Driving Crashes, by County, per 100,000 Population as Compared to Rates for all Counties in Kansas
State Rate = 5.17



2008 Kansas Traffic Fatalities in Alcohol-Impaired-Driving Crashes, by County

* Alcohol-Impaired-Driving Fatalities are Estimates, thus the Sum of the Individual Counties May Not Equal the State Total Due to Rounding

** Weekday=6:00AM Monday thru 5:59PM Friday and Weekend=6:00PM Friday thru 5:59AM Monday

*** The Table Only Shows Counties With at Least 1 Fatality With a Known Time and Day-of-Week. All Other Fatalities Are Excluded

County	2008			
	Weekday**		Weekend**	
	6pm-Midnight	Midnight-6pm	6pm-Midnight	Midnight-6pm
Anderson County	0	2	1	0
Barton County	0	0	0	1
Bourbon County	0	1	1	0
Brown County	0	0	0	1
Butler County	1	2	1	1
Chase County	1	0	0	0
Chautauqua County	0	0	1	1
Cherokee County	0	0	0	1
Cheyenne County	0	0	0	2
Clark County	0	0	1	0
Cloud County	0	0	1	0
Dickinson County	0	1	1	0
Doniphan County	2	0	0	0
Douglas County	1	0	3	2
Ellis County	2	0	0	0
Finney County	1	2	3	0
Ford County	1	0	0	0
Geary County	0	0	0	1
Harvey County	1	0	0	0
Haskell County	0	0	1	0
Jefferson County	1	0	0	3
Johnson County	1	2	5	2
Kingman County	1	0	0	0
Labette County	0	1	0	0
Leavenworth County	0	1	1	3
Linn County	0	0	1	0
Logan County	0	0	0	1
Lyon County	1	0	0	0
Marion County	0	0	0	2
Mepherson County	0	0	1	0
Miami County	1	0	1	0

(Continued)

2008 Kansas Traffic Fatalities in Alcohol-Impaired-Driving Crashes, by County

* Alcohol-Impaired-Driving Fatalities are Estimates, thus the Sum of the Individual Counties May Not Equal the State Total Due to Rounding

** Weekday=6:00AM Monday thru 5:59PM Friday and Weekend=6:00PM Friday thru 5:59AM Monday

*** The Table Only Shows Counties With at Least 1 Fatality With a Known Time and Day-of-Week. All Other Fatalities Are Excluded

County	2008			
	Weekday**		Weekend**	
	6pm-Midnight	Midnight-6pm	6pm-Midnight	Midnight-6pm
Montgomery County	2	0	1	0
Morris County	1	0	0	2
Nemaha County	1	0	1	0
Neosho County	1	0	1	2
Osage County	1	1	1	0
Ottawa County	0	0	1	0
Pawnee County	0	0	1	0
Pottawatomie County	0	1	0	0
Reno County	1	1	1	0
Republic County	0	0	1	0
Rice County	0	0	1	0
Riley County	1	1	0	0
Russell County	0	0	0	1
Saline County	0	1	0	0
Scott County	0	1	1	0
Sedgwick County	0	5	8	4
Seward County	1	0	3	0
Shawnee County	1	0	2	4
Smith County	0	0	1	0
Stafford County	0	1	0	0
Sumner County	1	1	0	1
Wyandotte County	1	1	7	1
State Total*	27	26	55	35