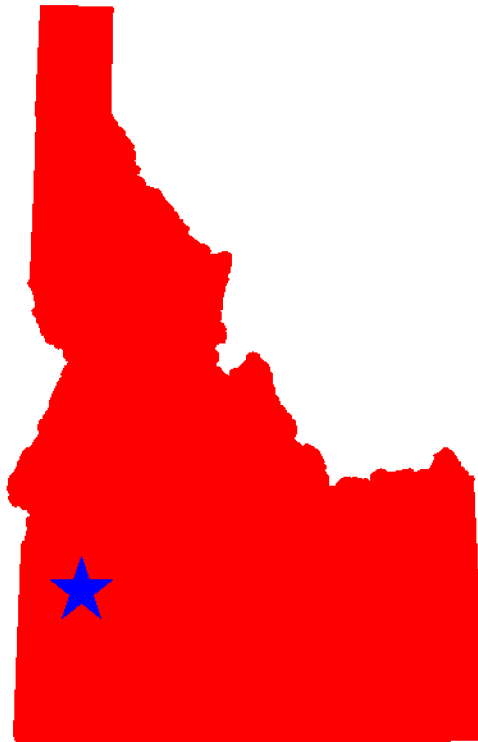




## 2008 Traffic Fatalities in Alcohol-Impaired-Driving Crashes\* Idaho

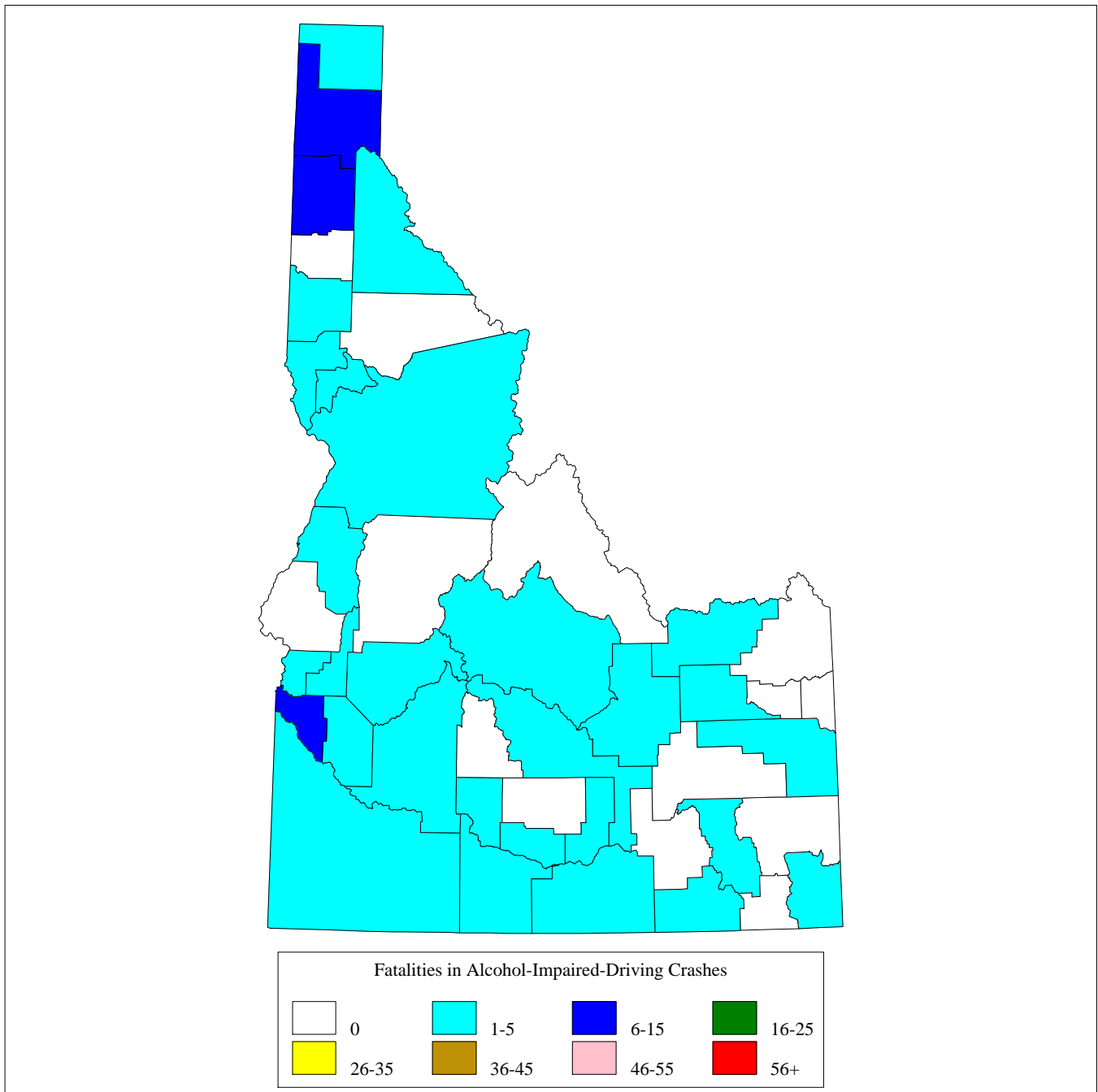


This Report Contains Data From the Following Sources:  
Fatality Data - NCSA Fatality Analysis Reporting System (FARS) 2008 Annual Report File (ARF)  
Population Data - U.S. Bureau of the Census

\* Drivers are considered to be alcohol-impaired when their blood alcohol concentration (BAC) is .08 grams per deciliter (g/dL) or higher. Thus, any fatality occurring in a crash involving a driver with a BAC of .08 or higher is considered to be an alcohol-impaired-driving fatality. "Driver" refers to the operator of any motor vehicle, including a motorcycle.

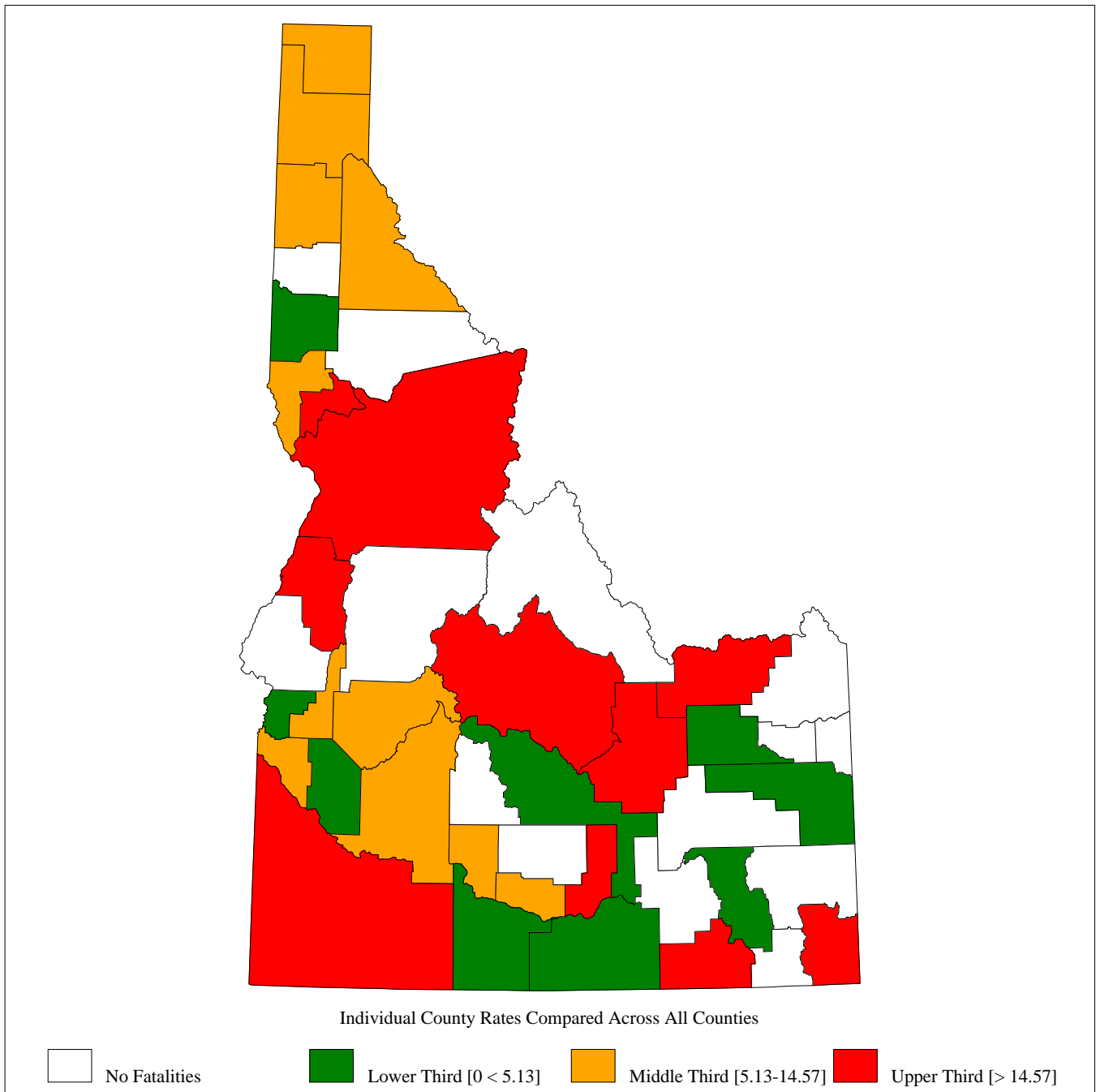


2008 Idaho Traffic Fatalities in Alcohol-Impaired-Driving Crashes, by County  
Total Fatalities in Alcohol-Impaired-Driving Crashes = 78





2008 Idaho Traffic Fatalities in Alcohol-Impaired-Driving Crashes, by County, per 100,000 Population  
as Compared to Rates for all Counties in Idaho  
State Rate = 5.12



## 2008 Idaho Traffic Fatalities in Alcohol-Impaired-Driving Crashes, by County

\* Alcohol-Impaired-Driving Fatalities are Estimates, thus the Sum of the Individual Counties May Not Equal the State Total Due to Rounding

\*\* Weekday=6:00AM Monday thru 5:59PM Friday and Weekend=6:00PM Friday thru 5:59AM Monday

\*\*\* The Table Only Shows Counties With at Least 1 Fatality With a Known Time and Day-of-Week. All Other Fatalities Are Excluded

County	2008			
	Weekday**		Weekend**	
	6pm-Midnight	Midnight-6pm	6pm-Midnight	Midnight-6pm
Ada County	4	0	1	0
Adams County	0	1	0	0
Bannock County	1	0	0	2
Bear Lake County	1	0	0	0
Blaine County	0	0	1	0
Boise County	0	0	0	1
Bonner County	3	1	1	1
Bonneville County	0	1	2	2
Boundary County	1	0	0	0
Butte County	1	0	0	0
Canyon County	2	1	4	5
Cassia County	0	1	0	0
Clark County	0	1	1	0
Custer County	1	0	1	0
Elmore County	0	0	0	2
Gem County	0	0	0	1
Gooding County	0	0	1	0
Idaho County	1	0	2	0
Jefferson County	1	0	0	0
Jerome County	1	0	0	1
Kootenai County	1	3	3	1
Latah County	0	0	1	0
Lewis County	1	0	0	0
Minidoka County	1	1	1	0
Nez Perce County	0	0	0	2
Oneida County	0	1	0	0
Owyhee County	1	0	0	1
Payette County	0	0	0	1
Shoshone County	0	0	0	1
Twin Falls County	0	1	0	1
<b>_State Total_*</b>	<b>22</b>	<b>13</b>	<b>20</b>	<b>22</b>