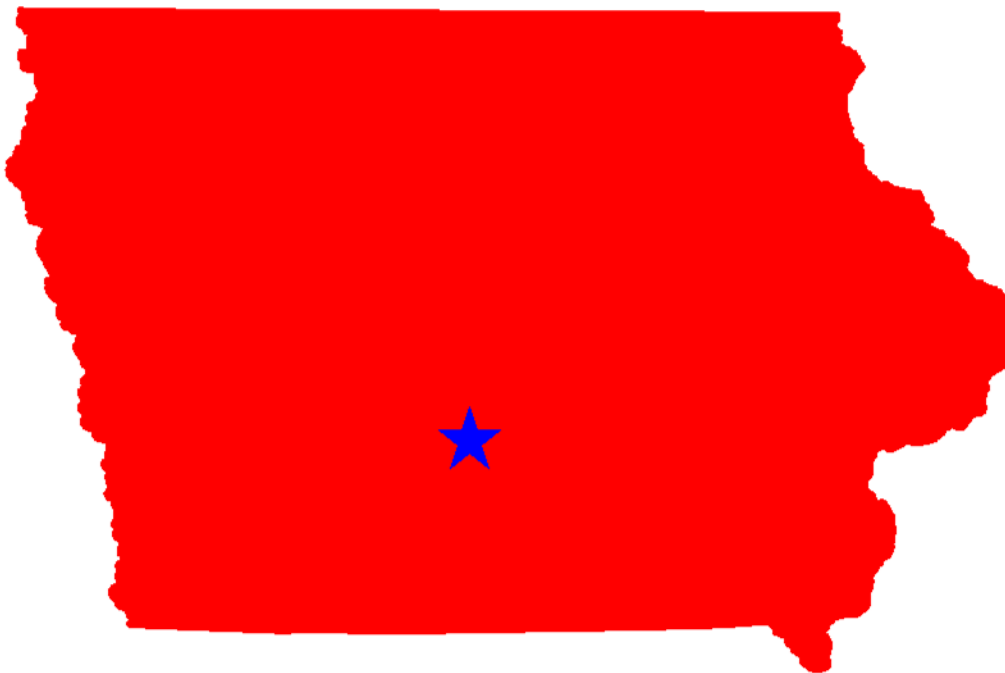




2007 Traffic Fatalities in Alcohol-Impaired-Driving Crashes* Iowa

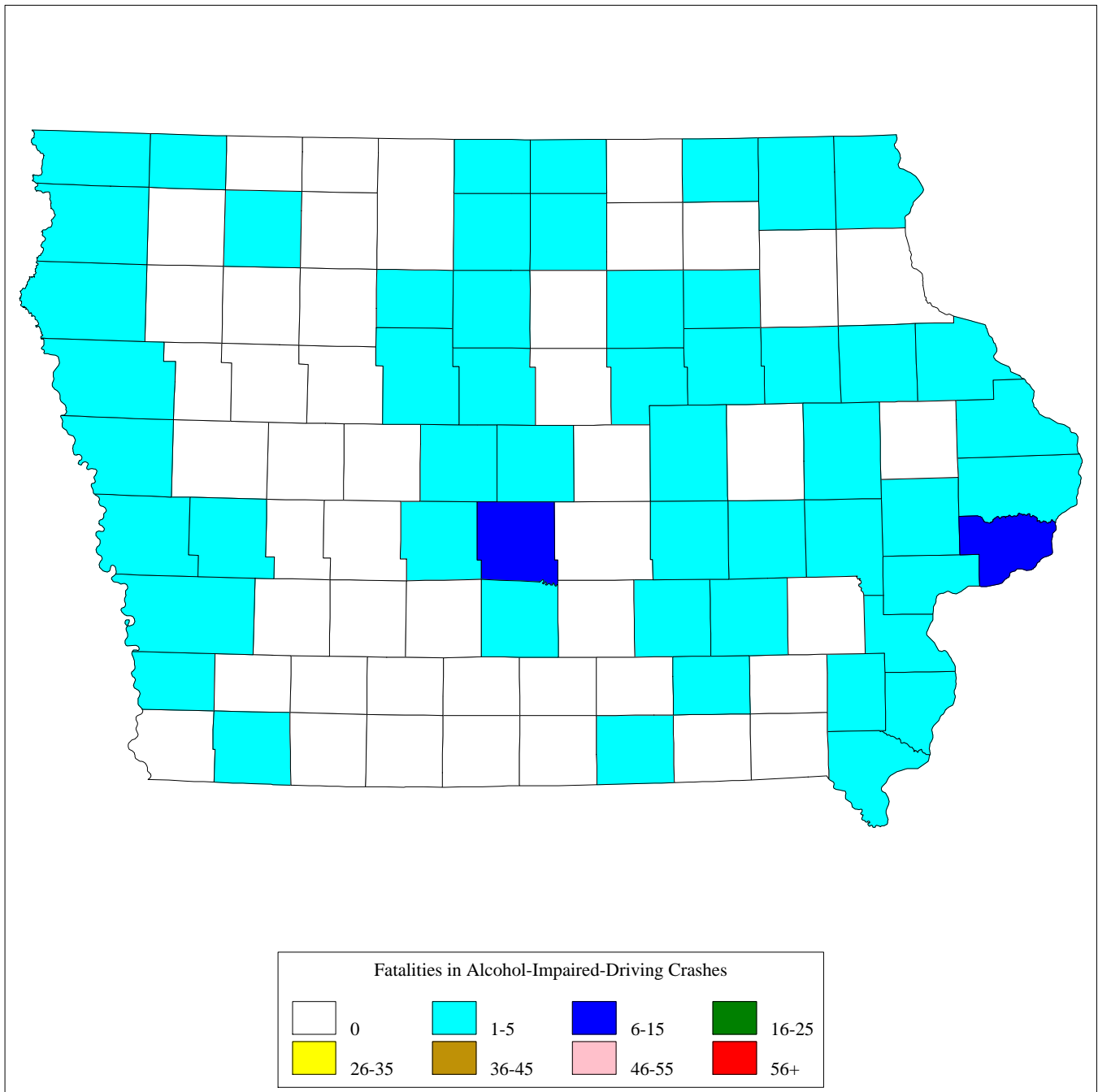


This Report Contains Data From the Following Sources:
Fatality Data - NCSA Fatality Analysis Reporting System (FARS) 2007 Annual Report File (ARF)
Population Data - U.S. Bureau of the Census

* Drivers are considered to be alcohol-impaired when their blood alcohol concentration (BAC) is .08 grams per deciliter (g/dL) or higher. Thus, any fatality occurring in a crash involving a driver with a BAC of .08 or higher is considered to be an alcohol-impaired-driving fatality. "Driver" refers to the operator of any motor vehicle, including a motorcycle

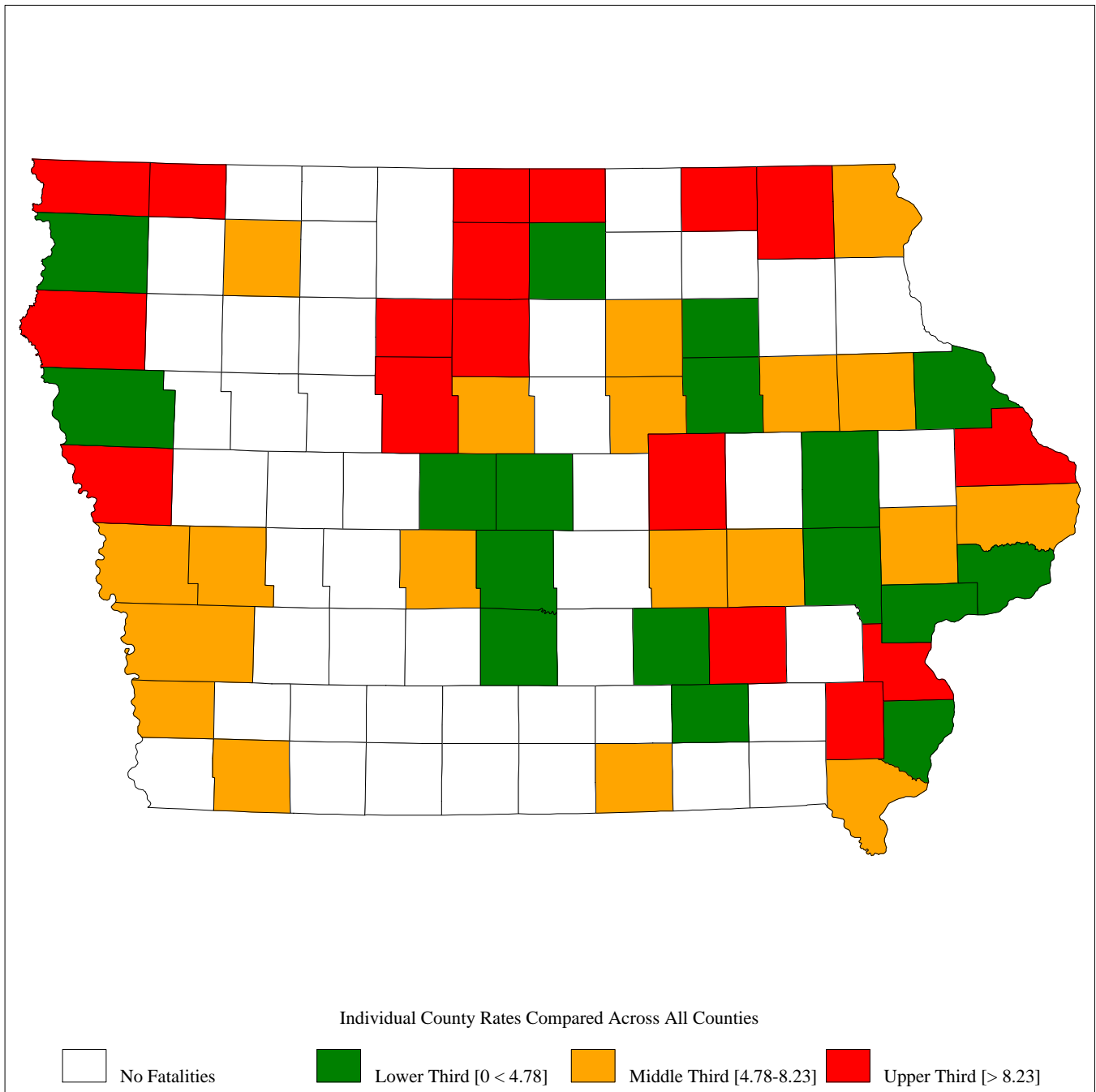


2007 Iowa Traffic Fatalities in Alcohol-Impaired-Driving Crashes, by County
Total Fatalities in Alcohol-Impaired-Driving Crashes = 106





2007 Iowa Traffic Fatalities in Alcohol-Impaired-Driving Crashes, by County, per 100,000 Population
as Compared to Rates for all Counties in Iowa
State Rate = 3.55



2007 Iowa Traffic Fatalities in Alcohol-Impaired-Driving Crashes, by County

* Alcohol-Impaired-Driving Fatalities are Estimates, thus the Sum of the Individual Counties May Not Equal the State Total Due to Rounding

** Weekday=6:00AM Monday thru 5:59PM Friday and Weekend=6:00PM Friday thru 5:59AM Monday

*** The Table Only Shows Counties With at Least 1 Fatality With a Known Time and Day-of-Week. All Other Fatalities Are Excluded

County	2007			
	Weekday**		Weekend**	
	6pm-Midnight	Midnight-6pm	6pm-Midnight	Midnight-6pm
Allamakee County	0	0	0	1
Appanoose County	0	0	0	1
Black Hawk County	1	0	2	1
Bremer County	0	0	1	0
Buchanan County	0	1	0	0
Butler County	0	0	1	0
Cedar County	0	0	0	1
Cerro Gordo County	0	0	1	0
Clay County	1	0	0	0
Clinton County	2	1	0	0
Dallas County	0	1	0	0
Delaware County	0	0	0	1
Des Moines County	0	0	1	0
Dubuque County	0	0	0	1
Grundy County	0	0	1	0
Hamilton County	0	0	1	0
Hancock County	0	0	1	0
Harrison County	1	0	0	0
Henry County	1	1	0	0
Howard County	0	0	1	0
Humboldt County	0	0	1	0
Iowa County	0	1	0	0
Jackson County	0	0	2	0
Johnson County	0	0	1	1
Lee County	0	1	1	0
Linn County	1	0	2	0
Louisa County	0	0	1	1
Lyon County	0	0	2	0
Mahaska County	0	1	0	0
Mills County	0	0	1	0
Monona County	0	0	2	0

(Continued)

2007 Iowa Traffic Fatalities in Alcohol-Impaired-Driving Crashes, by County

* Alcohol-Impaired-Driving Fatalities are Estimates, thus the Sum of the Individual Counties May Not Equal the State Total Due to Rounding

** Weekday=6:00AM Monday thru 5:59PM Friday and Weekend=6:00PM Friday thru 5:59AM Monday

*** The Table Only Shows Counties With at Least 1 Fatality With a Known Time and Day-of-Week. All Other Fatalities Are Excluded

County	2007			
	Weekday**		Weekend**	
	6pm-Midnight	Midnight-6pm	6pm-Midnight	Midnight-6pm
Muscatine County	0	1	0	0
Osceola County	0	0	1	0
Page County	0	1	0	0
Plymouth County	0	1	2	0
Polk County	5	1	4	0
Pottawattamie County	2	0	3	0
Scott County	1	1	4	1
Shelby County	0	0	0	1
Sioux County	0	0	1	0
Story County	0	0	1	2
Tama County	0	0	2	0
Wapello County	1	0	0	0
Webster County	2	2	0	0
Winnebago County	0	0	1	0
Winneshiek County	2	0	0	1
Woodbury County	2	0	0	1
Worth County	1	0	0	1
Wright County	1	0	1	0
State Total*	26	16	47	16