




2008 Traffic Fatalities in Alcohol-Impaired-Driving Crashes* District of Columbia

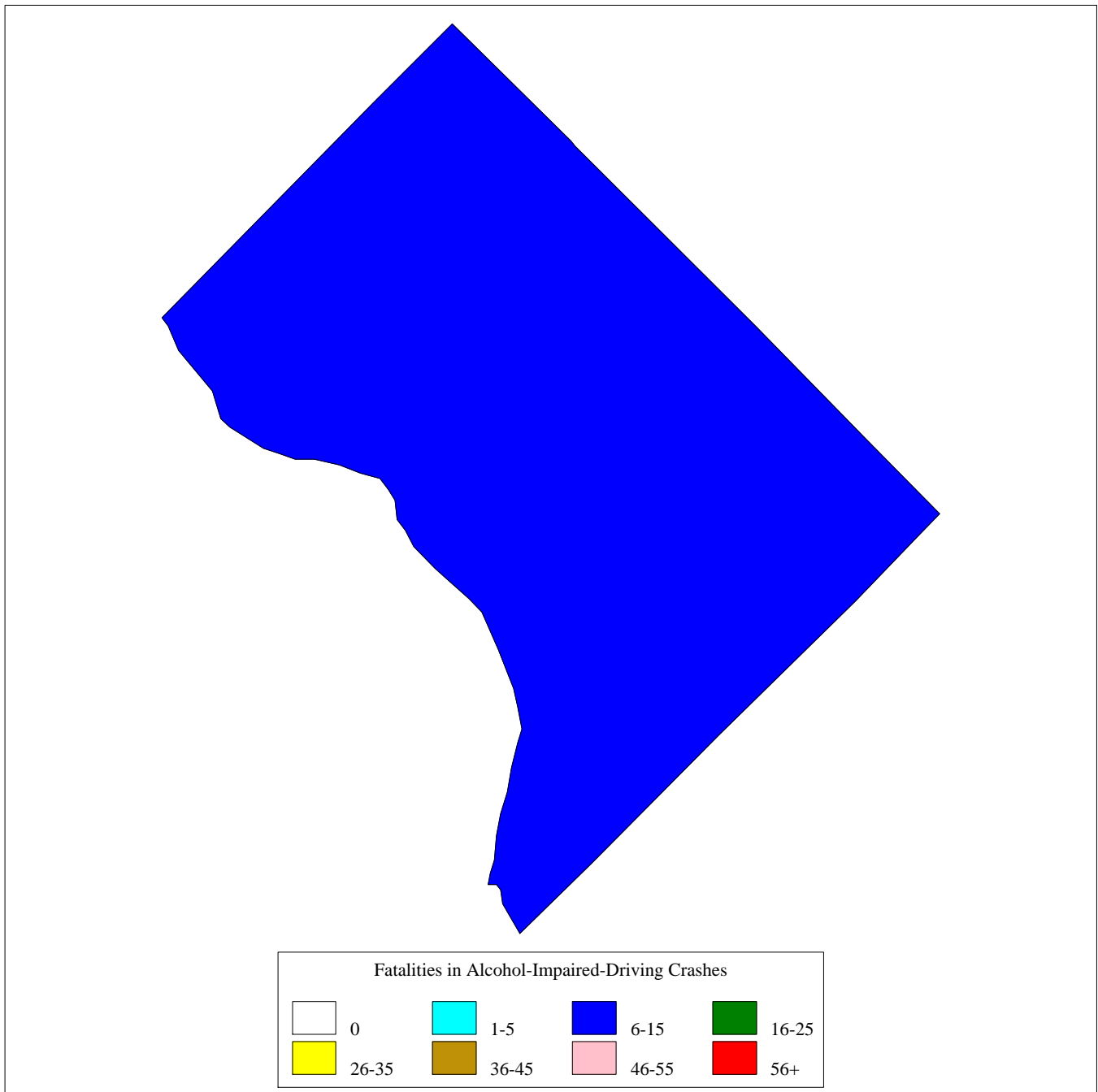


This Report Contains Data From the Following Sources:
Fatality Data - NCSA Fatality Analysis Reporting System (FARS) 2008 Annual Report File (ARF)
Population Data - U.S. Bureau of the Census

* Drivers are considered to be alcohol-impaired when their blood alcohol concentration (BAC) is .08 grams per deciliter (g/dL) or higher. Thus, any fatality occurring in a crash involving a driver with a BAC of .08 or higher is considered to be an alcohol-impaired-driving fatality. "Driver" refers to the operator of any motor vehicle, including a motorcycle.

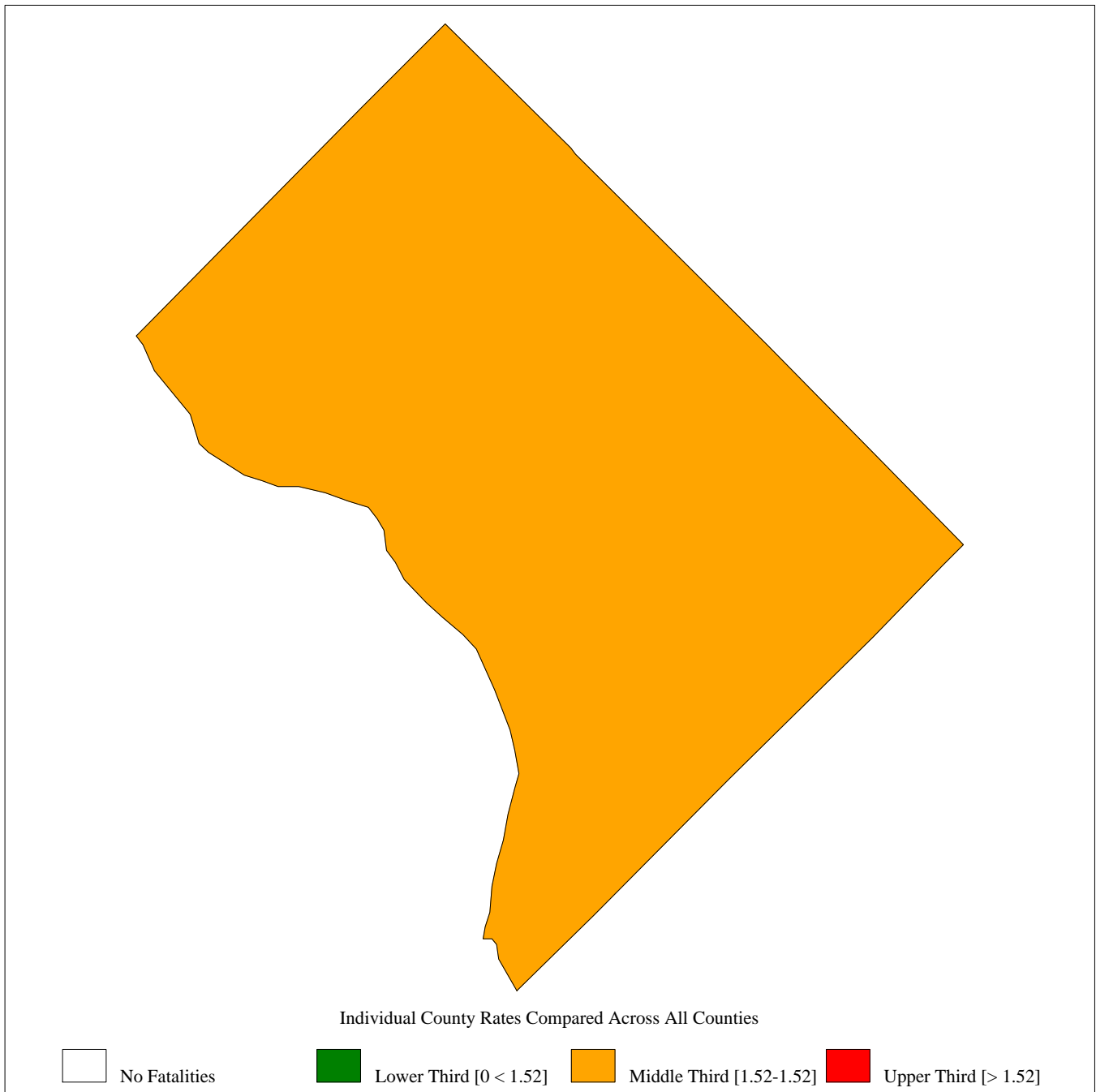


2008 District of Columbia Traffic Fatalities in Alcohol-Impaired-Driving Crashes, by County
Total Fatalities in Alcohol-Impaired-Driving Crashes = 9





2008 District of Columbia Traffic Fatalities in Alcohol-Impaired-Driving Crashes, by County, per 100,000 Population as Compared to Rates for all Counties in District of Columbia
State Rate = 1.52



2008 District of Columbia Traffic Fatalities in Alcohol-Impaired-Driving Crashes, by County

* Alcohol-Impaired-Driving Fatalities are Estimates, thus the Sum of the Individual Counties May Not Equal the State Total Due to Rounding

** Weekday=6:00AM Monday thru 5:59PM Friday and Weekend=6:00PM Friday thru 5:59AM Monday

*** The Table Only Shows Counties With at Least 1 Fatality With a Known Time and Day-of-Week. All Other Fatalities Are Excluded

County	2008			
	Weekday**		Weekend**	
	6pm-Midnight	Midnight-6pm	6pm-Midnight	Midnight-6pm
District Of Columbia	2	2	3	1
State Total*	2	2	3	1