




2007 Traffic Fatalities in Alcohol-Impaired-Driving Crashes* Colorado

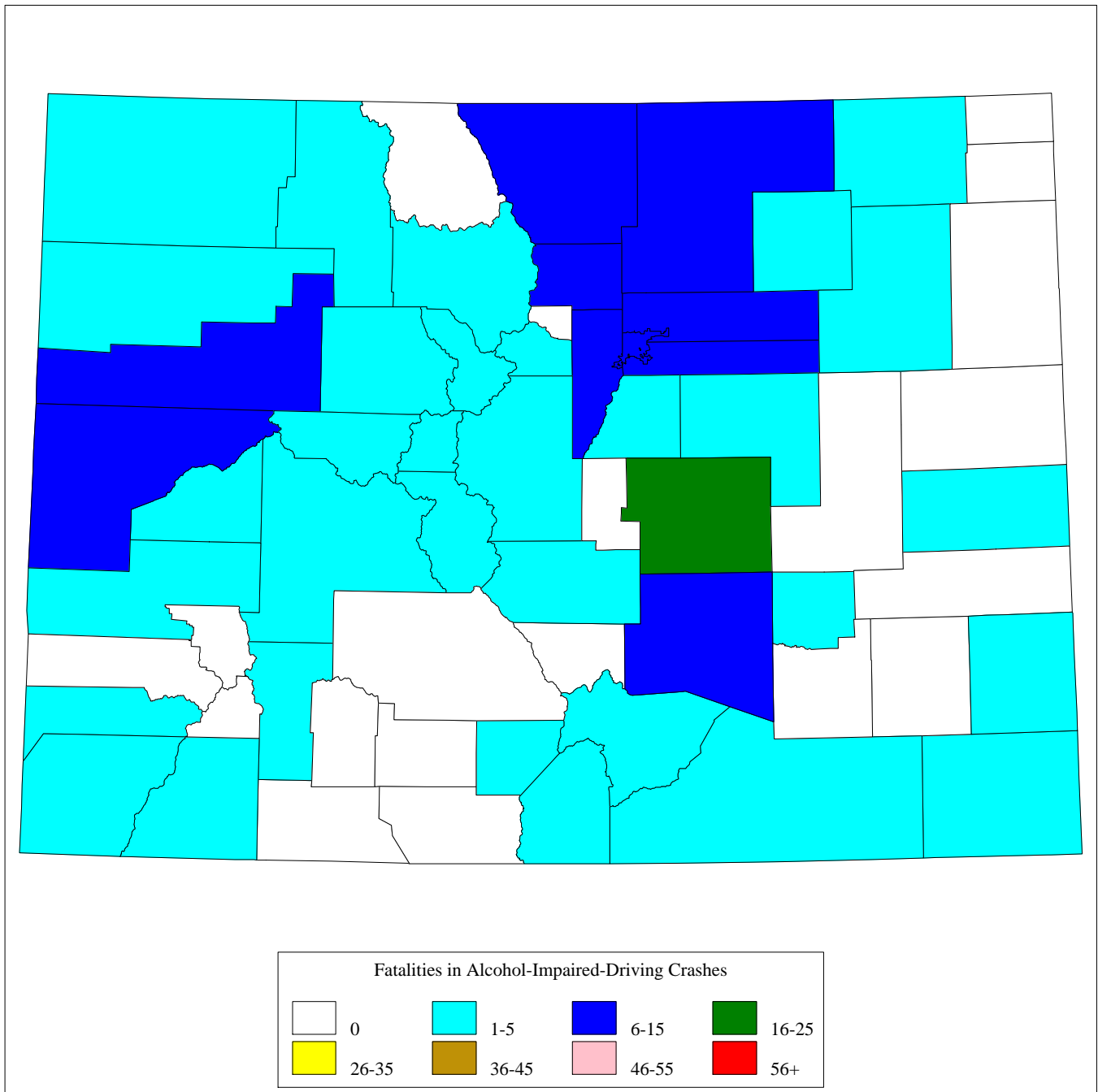


This Report Contains Data From the Following Sources:
Fatality Data - NCSA Fatality Analysis Reporting System (FARS) 2007 Annual Report File (ARF)
Population Data - U.S. Bureau of the Census

* Drivers are considered to be alcohol-impaired when their blood alcohol concentration (BAC) is .08 grams per deciliter (g/dL) or higher. Thus, any fatality occurring in a crash involving a driver with a BAC of .08 or higher is considered to be an alcohol-impaired-driving fatality. "Driver" refers to the operator of any motor vehicle, including a motorcycle

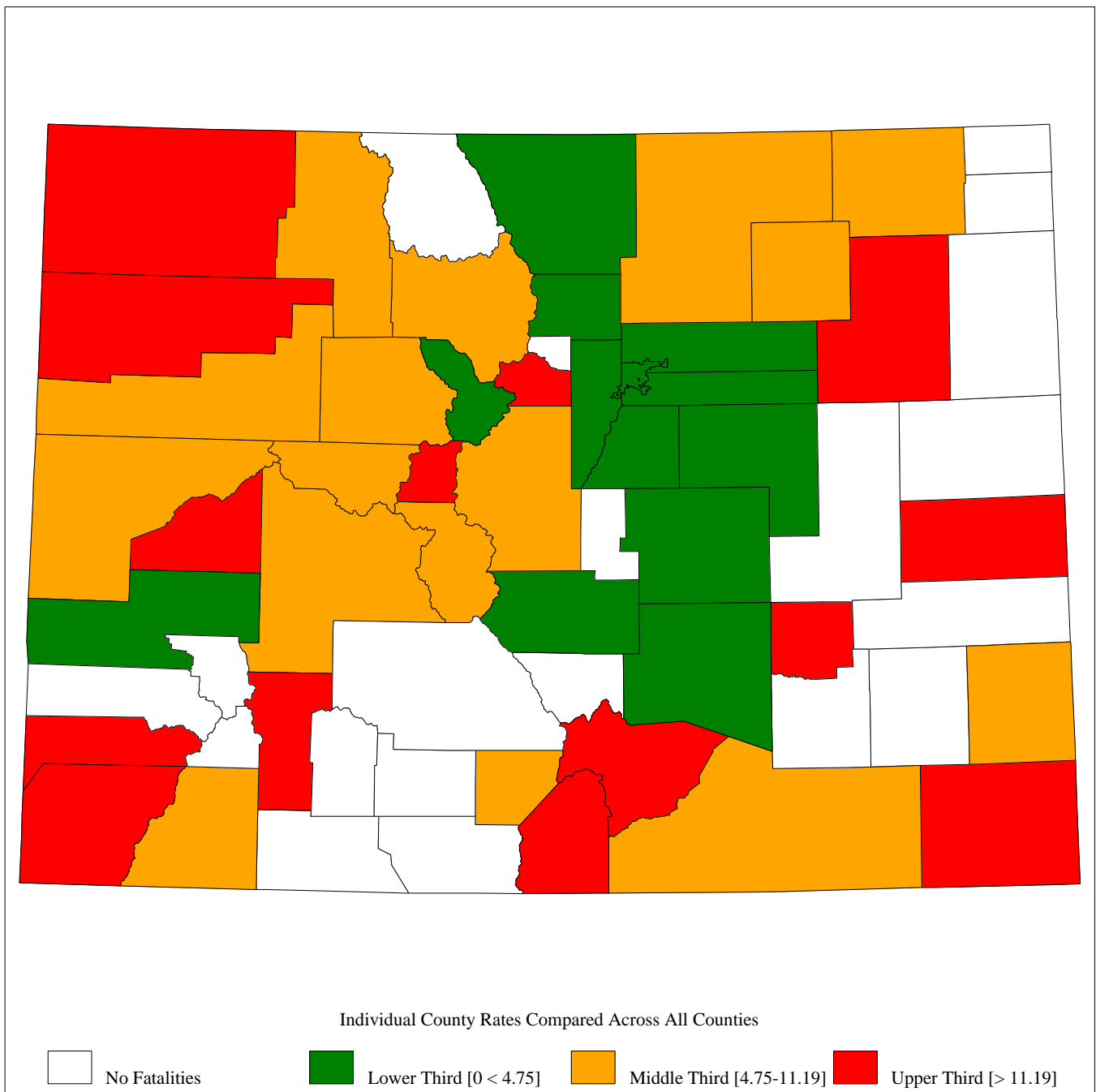


2007 Colorado Traffic Fatalities in Alcohol-Impaired-Driving Crashes, by County
Total Fatalities in Alcohol-Impaired-Driving Crashes = 170





2007 Colorado Traffic Fatalities in Alcohol-Impaired-Driving Crashes, by County, per 100,000 Population
as Compared to Rates for all Counties in Colorado
State Rate = 3.5



2007 Colorado Traffic Fatalities in Alcohol-Impaired-Driving Crashes, by County

* Alcohol-Impaired-Driving Fatalities are Estimates, thus the Sum of the Individual Counties May Not Equal the State Total Due to Rounding

** Weekday=6:00AM Monday thru 5:59PM Friday and Weekend=6:00PM Friday thru 5:59AM Monday

*** The Table Only Shows Counties With at Least 1 Fatality With a Known Time and Day-of-Week. All Other Fatalities Are Excluded

County	2007			
	Weekday**		Weekend**	
	6pm-Midnight	Midnight-6pm	6pm-Midnight	Midnight-6pm
Adams County	3	1	5	1
Alamosa County	0	0	1	0
Arapahoe County	0	1	6	5
Baca County	1	0	0	0
Boulder County	2	0	4	0
Broomfield County	1	0	0	0
Chaffee County	1	0	0	0
Cheyenne County	1	0	0	0
Clear Creek County	1	0	1	0
Costilla County	0	0	0	1
Crowley County	1	0	0	0
Delta County	2	2	0	0
Denver County	3	0	4	3
Dolores County	0	1	0	0
Douglas County	2	0	2	1
Eagle County	5	0	0	0
El Paso County	4	2	6	4
Elbert County	0	0	1	0
Fremont County	0	1	0	0
Garfield County	0	1	4	1
Grand County	0	0	1	0
Gunnison County	1	0	0	0
Hinsdale County	1	0	0	0
Huerfano County	1	0	0	0
Jefferson County	3	2	3	4
La Plata County	1	1	1	2
Lake County	0	0	2	0
Larimer County	1	1	2	2
Las Animas County	0	0	0	1
Logan County	0	1	0	0
Mesa County	0	2	4	2

(Continued)

2007 Colorado Traffic Fatalities in Alcohol-Impaired-Driving Crashes, by County

* Alcohol-Impaired-Driving Fatalities are Estimates, thus the Sum of the Individual Counties May Not Equal the State Total Due to Rounding

** Weekday=6:00AM Monday thru 5:59PM Friday and Weekend=6:00PM Friday thru 5:59AM Monday

*** The Table Only Shows Counties With at Least 1 Fatality With a Known Time and Day-of-Week. All Other Fatalities Are Excluded

County	2007			
	Weekday**		Weekend**	
	6pm-Midnight	Midnight-6pm	6pm-Midnight	Midnight-6pm
Moffat County	0	3	1	0
Montezuma County	2	0	1	0
Montrose County	1	0	0	0
Morgan County	0	1	1	1
Park County	0	1	0	0
Pitkin County	1	0	0	0
Prowers County	0	0	1	0
Pueblo County	4	0	2	1
Rio Blanco County	0	0	1	0
Routt County	0	0	1	1
Summit County	1	0	0	0
Washington County	0	0	2	0
Weld County	4	4	2	4
State Total*	50	26	61	34