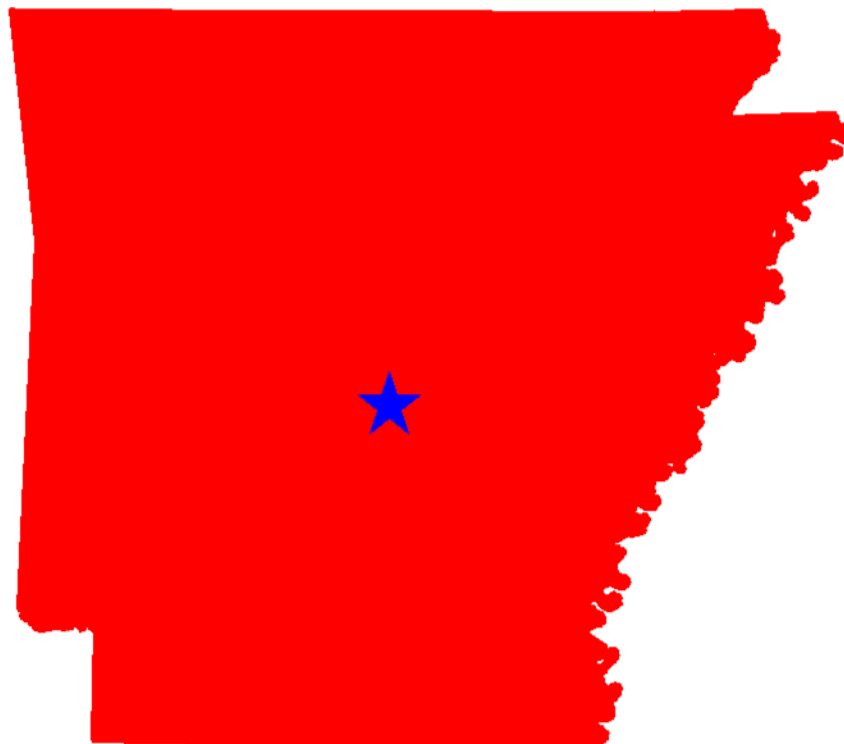




2007 Traffic Fatalities in Alcohol-Impaired-Driving Crashes* Arkansas

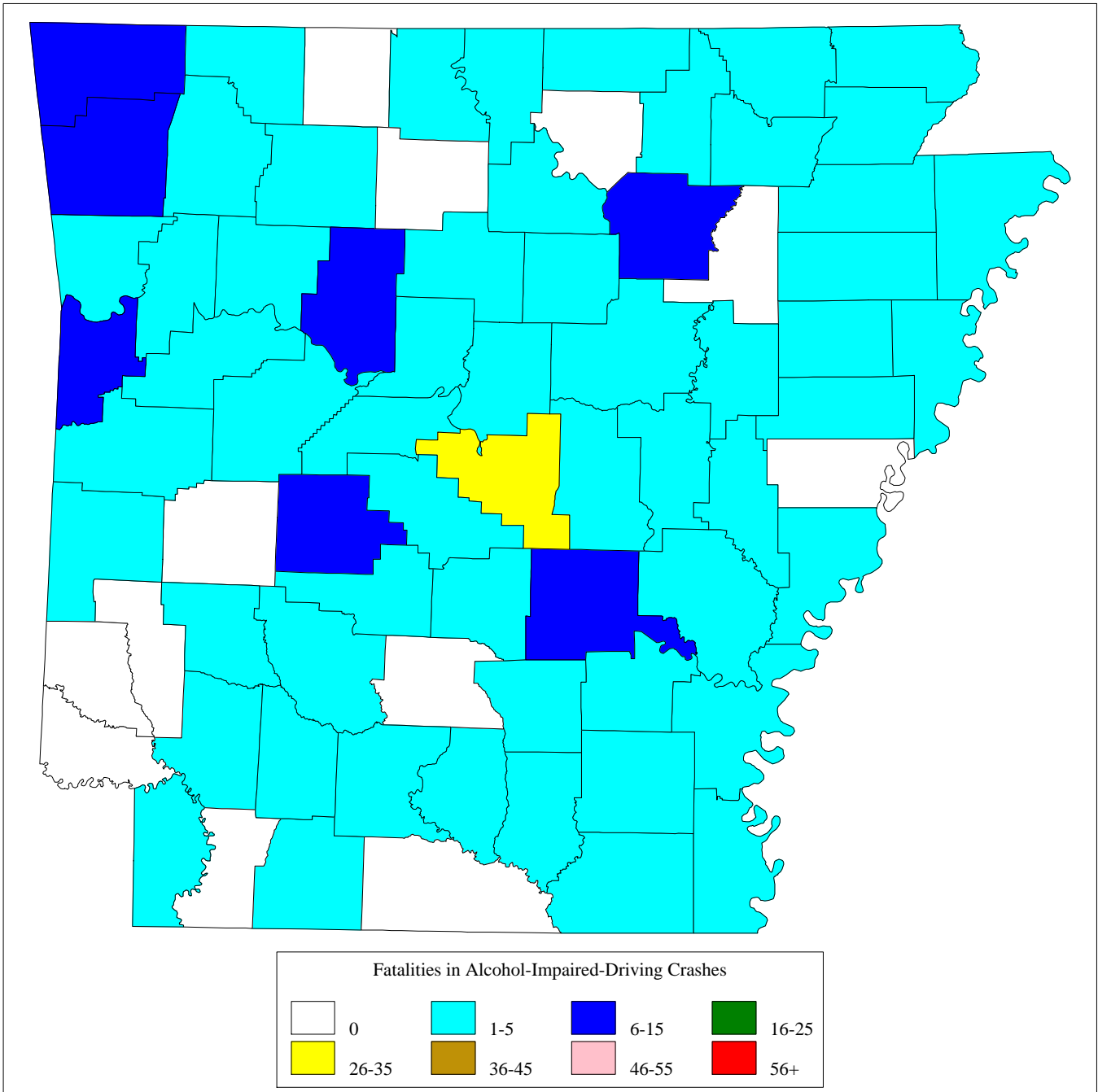


This Report Contains Data From the Following Sources:
Fatality Data - NCSA Fatality Analysis Reporting System (FARS) 2007 Annual Report File (ARF)
Population Data - U.S. Bureau of the Census

* Drivers are considered to be alcohol-impaired when their blood alcohol concentration (BAC) is .08 grams per deciliter (g/dL) or higher. Thus, any fatality occurring in a crash involving a driver with a BAC of .08 or higher is considered to be an alcohol-impaired-driving fatality. "Driver" refers to the operator of any motor vehicle, including a motorcycle



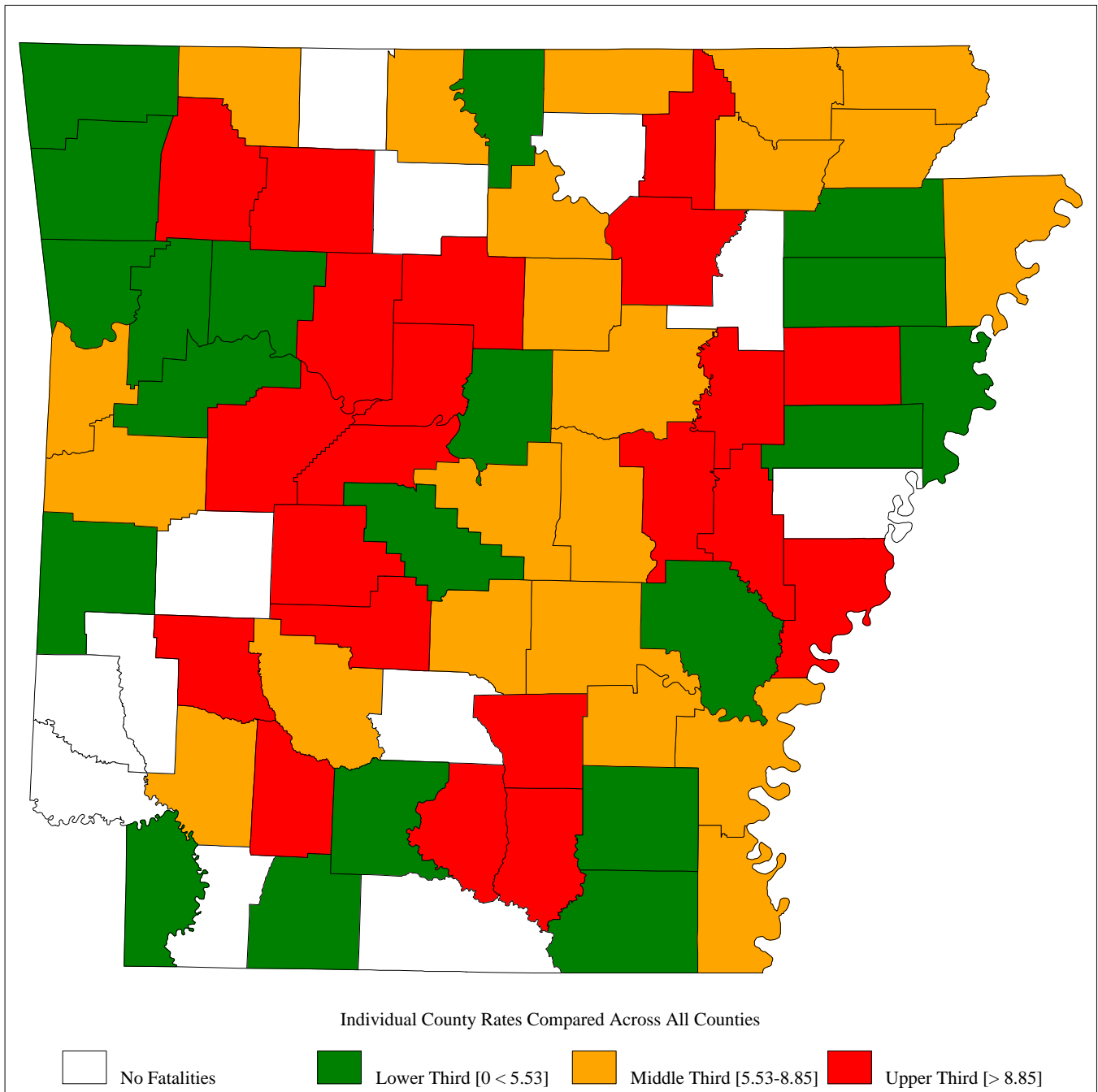
2007 Arkansas Traffic Fatalities in Alcohol-Impaired-Driving Crashes, by County
Total Fatalities in Alcohol-Impaired-Driving Crashes = 182





2007 Arkansas Traffic Fatalities in Alcohol-Impaired-Driving Crashes, by County, per 100,000 Population as Compared to Rates for all Counties in Arkansas

State Rate = 6.42



2007 Arkansas Traffic Fatalities in Alcohol-Impaired-Driving Crashes, by County

* Alcohol-Impaired-Driving Fatalities are Estimates, thus the Sum of the Individual Counties May Not Equal the State Total Due to Rounding

** Weekday=6:00AM Monday thru 5:59PM Friday and Weekend=6:00PM Friday thru 5:59AM Monday

*** The Table Only Shows Counties With at Least 1 Fatality With a Known Time and Day-of-Week. All Other Fatalities Are Excluded

County	2007			
	Weekday**		Weekend**	
	6pm-Midnight	Midnight-6pm	6pm-Midnight	Midnight-6pm
Arkansas County	0	0	0	1
Ashley County	0	1	0	0
Baxter County	1	1	0	0
Benton County	1	1	4	1
Bradley County	0	0	1	1
Calhoun County	0	0	1	0
Carroll County	1	1	0	0
Chicot County	0	0	0	1
Clark County	1	0	1	0
Clay County	1	0	0	0
Cleburne County	1	0	1	0
Cleveland County	0	0	1	0
Columbia County	0	0	0	1
Conway County	0	0	2	0
Craighead County	0	2	1	2
Crawford County	0	0	1	0
Crittenden County	1	0	0	1
Cross County	0	2	0	0
Desha County	0	0	0	1
Faulkner County	2	0	0	0
Franklin County	0	0	1	0
Fulton County	0	0	1	0
Garland County	4	1	3	2
Grant County	0	0	1	0
Greene County	0	0	0	3
Hempstead County	2	0	0	0
Hot Spring County	0	1	1	0
Independence County	1	2	3	0
Jefferson County	2	3	1	0
Johnson County	1	0	0	0
Lincoln County	0	0	1	0

(Continued)

2007 Arkansas Traffic Fatalities in Alcohol-Impaired-Driving Crashes, by County

* Alcohol-Impaired-Driving Fatalities are Estimates, thus the Sum of the Individual Counties May Not Equal the State Total Due to Rounding

** Weekday=6:00AM Monday thru 5:59PM Friday and Weekend=6:00PM Friday thru 5:59AM Monday

*** The Table Only Shows Counties With at Least 1 Fatality With a Known Time and Day-of-Week. All Other Fatalities Are Excluded

County	2007			
	Weekday**		Weekend**	
	6pm-Midnight	Midnight-6pm	6pm-Midnight	Midnight-6pm
Logan County	0	0	1	0
Lonoke County	2	0	2	1
Madison County	1	0	1	0
Marion County	0	0	1	0
Miller County	0	0	1	0
Mississippi County	1	1	0	0
Monroe County	0	0	1	0
Nevada County	0	0	0	1
Newton County	1	0	0	0
Ouachita County	0	0	0	1
Perry County	4	0	0	0
Phillips County	0	1	1	0
Pike County	1	0	1	0
Poinsett County	1	0	0	0
Polk County	0	0	0	1
Pope County	2	3	3	1
Prairie County	0	1	2	1
Pulaski County	8	7	9	5
Randolph County	0	1	0	0
Saline County	1	0	0	0
Scott County	0	0	1	0
Sebastian County	0	2	4	2
Sharp County	0	0	0	3
Stone County	0	0	0	1
Van Buren County	1	0	2	0
Washington County	2	2	4	0
White County	1	2	1	1
Woodruff County	0	0	0	1
Yell County	0	0	0	2
State Total*	47	36	61	36