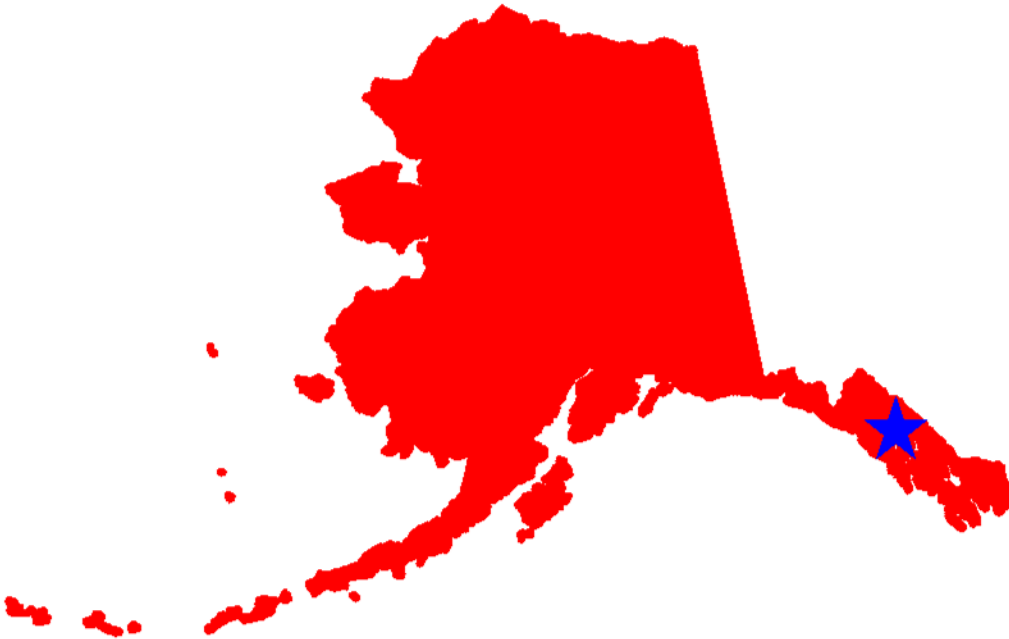




## 2007 Traffic Fatalities in Alcohol-Impaired-Driving Crashes\* Alaska

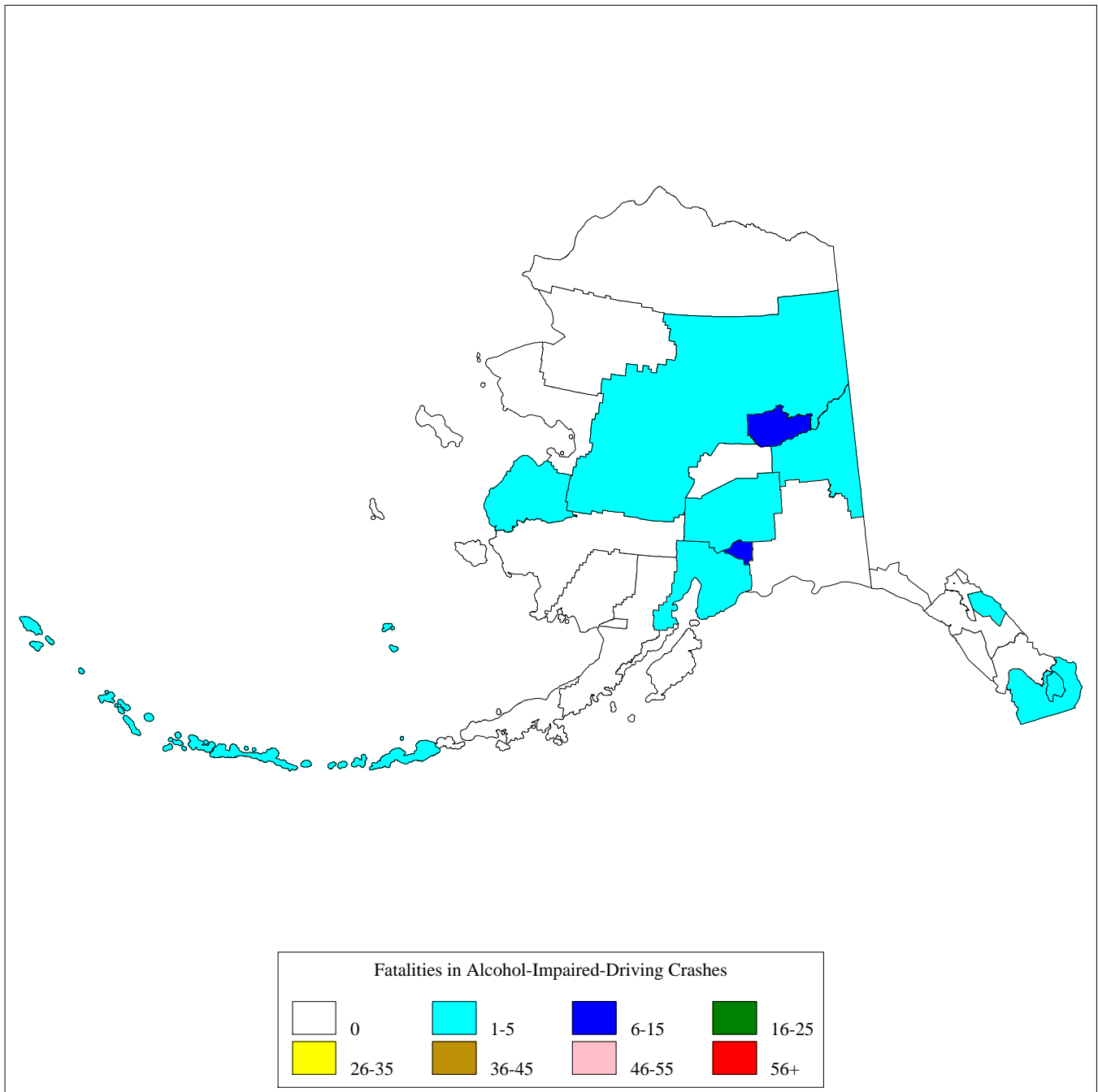


This Report Contains Data From the Following Sources:  
Fatality Data - NCSA Fatality Analysis Reporting System (FARS) 2007 Annual Report File (ARF)  
Population Data - U.S. Bureau of the Census

\* Drivers are considered to be alcohol-impaired when their blood alcohol concentration (BAC) is .08 grams per deciliter (g/dL) or higher. Thus, any fatality occurring in a crash involving a driver with a BAC of .08 or higher is considered to be an alcohol-impaired-driving fatality. "Driver" refers to the operator of any motor vehicle, including a motorcycle

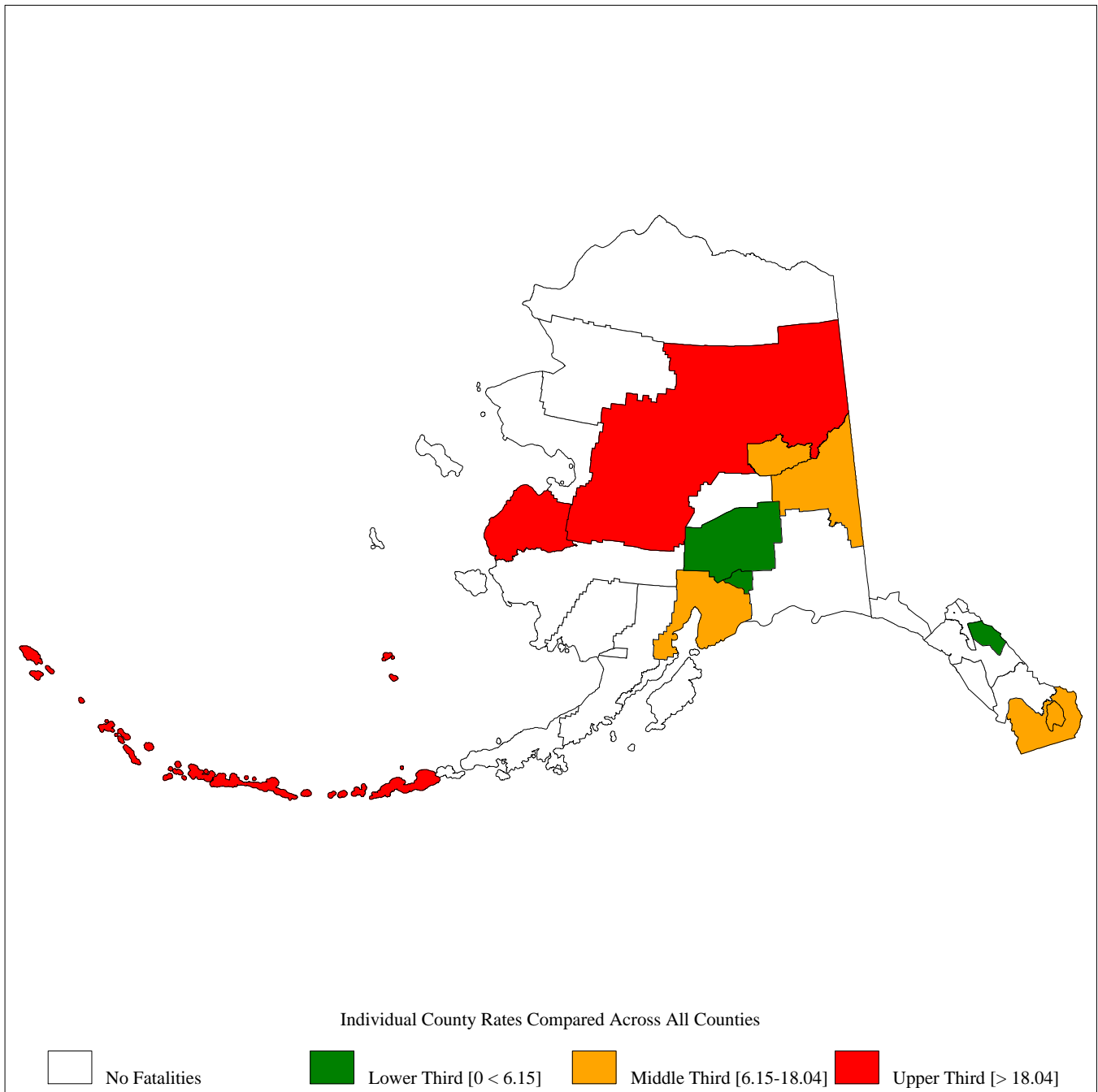


2007 Alaska Traffic Fatalities in Alcohol-Impaired-Driving Crashes, by County  
Total Fatalities in Alcohol-Impaired-Driving Crashes = 30





2007 Alaska Traffic Fatalities in Alcohol-Impaired-Driving Crashes, by County, per 100,000 Population  
as Compared to Rates for all Counties in Alaska  
State Rate = 4.39



## 2007 Alaska Traffic Fatalities in Alcohol-Impaired-Driving Crashes, by County

\* Alcohol-Impaired-Driving Fatalities are Estimates, thus the Sum of the Individual Counties May Not Equal the State Total Due to Rounding

\*\* Weekday=6:00AM Monday thru 5:59PM Friday and Weekend=6:00PM Friday thru 5:59AM Monday

\*\*\* The Table Only Shows Counties With at Least 1 Fatality With a Known Time and Day-of-Week. All Other Fatalities Are Excluded

County	2007			
	Weekday**		Weekend**	
	6pm-Midnight	Midnight-6pm	6pm-Midnight	Midnight-6pm
Aleutians West Census Area	0	0	1	0
Anchorage Municipality	0	2	1	4
Fairbanks North Star Borough	2	0	1	2
Juneau City and Borough	0	0	1	0
Kenai Peninsula Borough	1	2	1	0
Ketchikan Gateway Borough	0	0	1	0
Matanuska-Susitna Borough	2	1	0	1
Prince of Wales-Outer Ketchikan Census Are	1	0	0	0
Southeast Fairbanks Census Area	0	1	0	0
Wade Hampton Census Area	0	3	0	0
Yukon-Koyukuk Census Area	1	0	0	1
<b>_State Total_*</b>	<b>6</b>	<b>9</b>	<b>6</b>	<b>8</b>